


FX-I

OFFICE SYSTEM / DESK





Simply Smart

Simply Smart

Simply beautiful
modern design
with all the smart
essential functions



FX-I FURSYS NEXT GENERATION

FURSYS Next Generation (FX-I) office series is based on minimalist design concepts. It is a complete customizable workstation with everything from desk surfaces, panels and storage units to accessories that provides style, space and work efficiency.

FX-I series allows you to create a simply smart work environment that will not only inspire and motivate success, but also satisfy your personal and professional needs.

Doing your job just got easier and more enjoyable.

Flexibility of Panel

Our complete panel system can be customized to meet your office needs. Choose from a variety of options, such as panel heights, storage units, office accessories and color. Create the perfect ambiance for your workplace by choosing the right colored fabric—from lively, vibrant colors to sophisticated, subdued tones. The panels fully accommodate all power and communication cables for mess-free wiring and unrestricted use of space.



Variety of Desk Sets

Design versatility allows quick and easy changes to desk sets based on office need, space availability, and individual preferences. Combine separate units to create the best workspace layout and work environment to steer communication flow and work efficiency.




Simply Smart **Office System**

Create your own **unique space**

Strategic space reconfiguration, optimal storage, assortment of colors, essential functions.

FX-I series is an innovative office solution that can be customized according to your office needs. Create your very own Simply Smart space with the FX-I series.



Minimalist **Design Concept**

No bells and whistles, just essential functions

Desks are simplified and panels are made slimmer. Messy cables are out of sight with discreet cable ducts. We've even removed the handles!

Assortment of **Colors**

Find your focal color

Choose the color and design that make a statement.


With our wide selection of colors to choose from, you can create a lively and vibrant or sophisticated and relaxed ambience, whichever fits your mood.



The Possibilities

Pick the perfect layout

Be creative with the available options. Play with different combination of panels, storage units, magnetic screens and sliding door. Whether your office requires privacy or open communication, the FX-I series provides flexibility.



Array of Storage Units with **Multiple Uses**

More than just storage space

Storage units come in various types and sizes - top storage, bottom storage, side storage and wardrobes. Our storage units maximize storage efficiency in minimized space while also serving as space dividers.



'10 Good Design Award



'11 PIN-UP Design Award



Greenguard Environmental Institute

Freestanding Type _
Single workstation : Single-sided leg desk + Desk screen + Combo side cabinet + Top storage unit
Layout : Back to back



Panel + Freestanding Type _
Single workstation : Panel (Belt tile) + Single-sided leg desk + Combo side cabinet + Seating pad
Layout : Back to back



Panel + Freestanding Type _
Single workstation : Panel (Belt tile, Cable outlet tile, Accessory tile)
+ Single-sided leg desk + Combo side cabinet + Additional desk surface
Layout : Back to back



Panel + Freestanding Type _
Single workstation : Panel (Belt tile) + Single-sided leg desk + Combo side cabinet + Seating pad
Layout : Side by side



Panel + Freestanding Type _
Single workstation : Panel (Belt tile, Cable outlet tile) + Top screen + Standard desk
+ Pedestal + Additional desk surface + Wardrobe
Layout : Back to back

Panel + Freestanding Type _
Single workstation : Panel (Belt tile) + Single-sided leg desk
+ Combo side cabinet + Additional desk surface + Wardrobe
Layout : Back to back





Panel + Freestanding Type _
Single workstation : Panel (Mono tile) + Single-sided leg desk
+ Combo side cabinet + Top storage unit + Wardrobe
Layout : Side by side



Panel + Freestanding Type ...
Single workstation : Panel (Belt tile, Cable outlet tile, Accessory tile)
Single-sided leg desk + Combo side cabinet + Wardrobe
Layout : Back to back



Panel + Freestanding Type _
Single workstation : Panel (Mono tile) + Stand-alone translucent panel + Single-sided leg desk (Wedge shape)
+ Combo side cabinet + Top storage unit + Combo cabinet + External cable toolkit
Layout : For manager



Panel + Freestanding Type _
Single workstation : Panel (Standard tile) + Single-sided leg desk (Wedge shape)
+ Hanging shelf + Hanging cabinet + Combo side cabinet + External cable toolkit
Layout : For manager



Panel Based Type _
Single workstation : Panel (Belt tile) + Top Screen + Single-sided leg stand-alone hanging desk
+ Combo side cabinet + Seating pad
Layout : Side by side, Benchwork



Panel-Based Type _
Single workstation : Panel (Belt tile) + Connectable hanging desk + Pedestal
Layout : Side by side, Benchwork



Panel-Based Type _
Single workstation : Panel (Belt tile) + Top Screen
+ Single-sided leg hanging desk (Two person module)
+ Combo side cabinet + Seating pad
Layout : Side by side

Panel Details

An assortment of color fabric panels allows personal color choice to create a unique, stylish environment. Panels can also be used as space dividers and have cable management function for tidy, efficient office layout.



Hanging shelf

Attachable open shelf can be hung from any panel. Store frequently used books and files for easy access.



Hanging cabinet

Attachable cabinet can be hung from any panel. A curved door design creates a smooth look and hides away your books and files.



Convenient external extension cord

If the power plug requires frequent detachment, external extension cord should be used. When the external type wall socket is selected, modular plate accommodating data line is provided as well.



Translucent top screen

Translucent top screen provides coverage without restricting communication flow or range of vision. A seamless bracket design provides an elegant look.



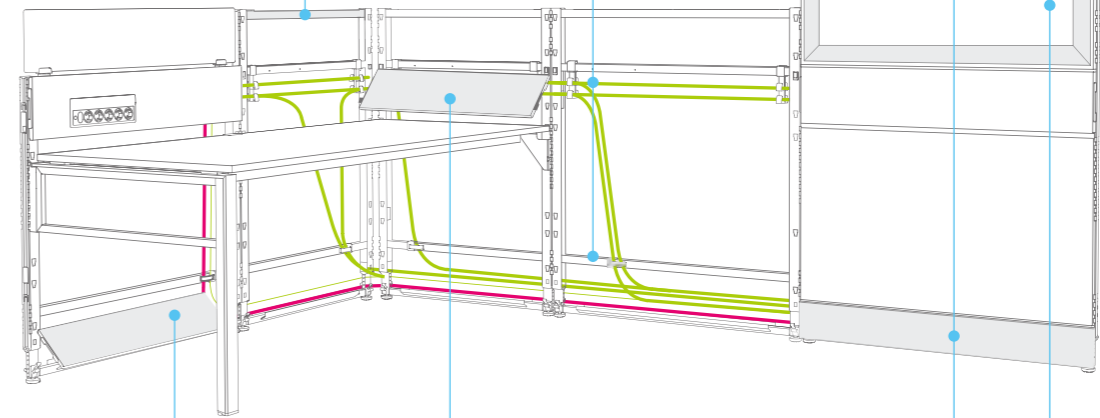
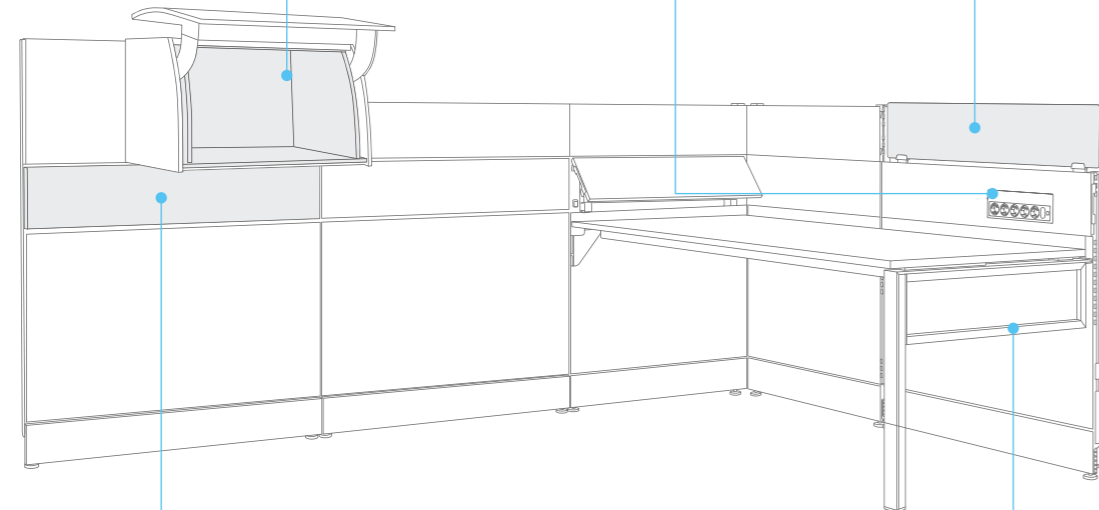
Stackable frame

Adjust panel height by stacking 200 mm high frames together. The flexibility of panel height allows for more or less privacy as required.



Vertical & horizontal cable holders

Cable ducts and holders built inside of panels allow for tidy, convenient cable management.



Assortment of colored fabric panels

Choose from a range of color fabric panels to transform your office into a fun and vibrant or a relaxed and soothing place to work.



Countertop

Countertop may be attached to the top of a panel to be used as a reception desk.



Slim frames with a smooth finish

End cover over strong, slim steel-frame edges provides a stylish look that is slick and smooth.




Supportive desk legs

Supportive desk legs provide strong support for hanging desktops. For cost-effectiveness, one supportive leg can support two connected desktops at once.



Hidden space for cable management

Bottom tile of panel has built-in space to conceal cables. Cables can be attached easily to the inside caps for neat cable storage.



Smart belt tile

Open tile covers at 120 degrees for better view of wire conduits and allow two-hand work during wire installations.



Bottom tile and panel with a smooth fit

Bottom tile and panel fit together smoothly, with minimal visibility of joints.



Translucent stackable panel

Place a translucent stackable panel on top of general panels to add coverage without obstructing the view.

Desk Set Details

FX-I series desks are smartly designed with cable management. Available in a variety of colors and designs, create the perfect style for your office. The diverse combination of storage units not only maximizes storage efficiency, but also serves as space dividers.



Screen shields both top and bottom of desk

The desk screen provides privacy on the top and bottom of the desk surface. The slim design, with fabric finish, creates an attractive appeal. The magnetic screens allow for posting of memos and photos.



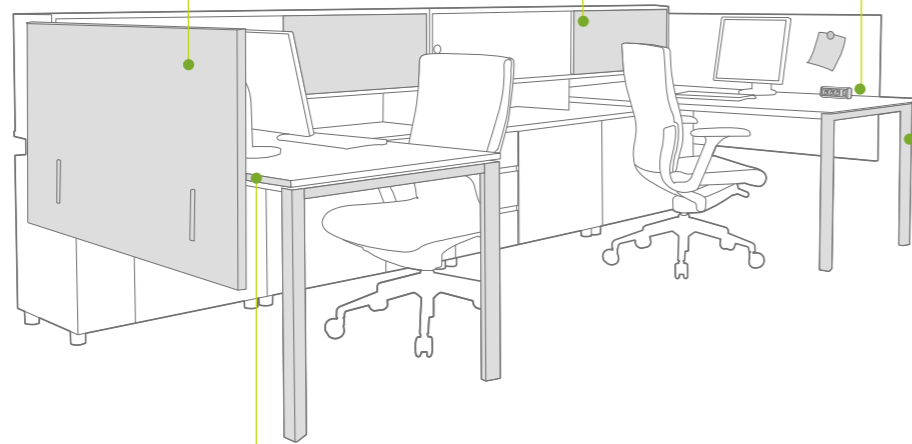
Top storage units in a variety of colored panels

The magnetic top storage units serve a double function as storage and space divider. Units are available in an assortment of color fabric panels.



External cable toolkit

Power strip includes power sockets and internet port for efficient management of electrical and LAN cables.




Sensual design (Manager Unit)

Front modesty panel shares same color with the desktop and helps to bring out sophisticated and stylish design.



Desk top wire cover (Manager Unit)

Wire cover located on both sides of the desk top helps to organize complicated wires and blends in style with the silver-colored table legs.




Push-open cable duct cap

Cable duct fits both cables and plugs. Attached push-open type cap allows for tidy and convenient cable management.



Cable net & transparent cable clips

Attached to the lower surface of the desktop, cable net is made from flexible material for maximum cable storage. Transparent cable clips are attached to the desk legs.




Choice of colors for desk surface and desk modesty panel

Desk surface and desk modesty panels are available in solid white (WW) and two wood-grain (UA, SWM) finishes. Solid white desk surface has a silver-lined edge for a sophisticated look.



Handless door

Handless storage units without protruding handles create a seamless look. Horizontal lines on doors and drawers provide additional style.



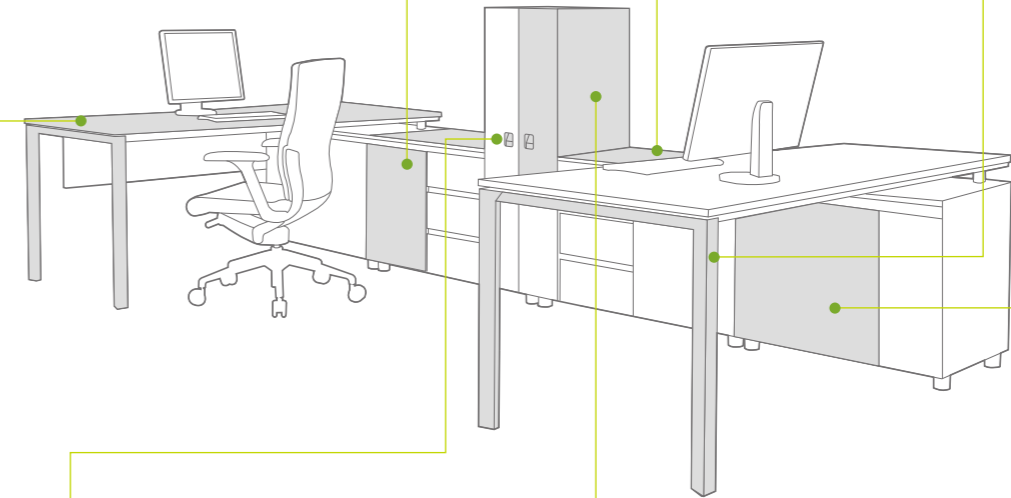
Additional Seating

Seating pad can be added to a side storage unit to act as a seat, useful when additional seating is needed. Open seating promotes communication and interaction.



Slim leg design

Slim, silver legs provide a tasteful modern look. Corners are designed to create a stylish appearance.



Multiple Lock System

Key locks now feature an open/lock status display. For additional convenience and security, key locks may be replaced with Easy Lock System (ELS). ELS is available in either fingerprint or number-combination lock with LED lighting.



Tall storage units for maximum space

Choose from three separate tall units - wardrobe, 3-level or multi cabinet. Maximize space efficiency by adding accessories, such as mirrors, boxes and nets.



Easy-to-use PC cabinet

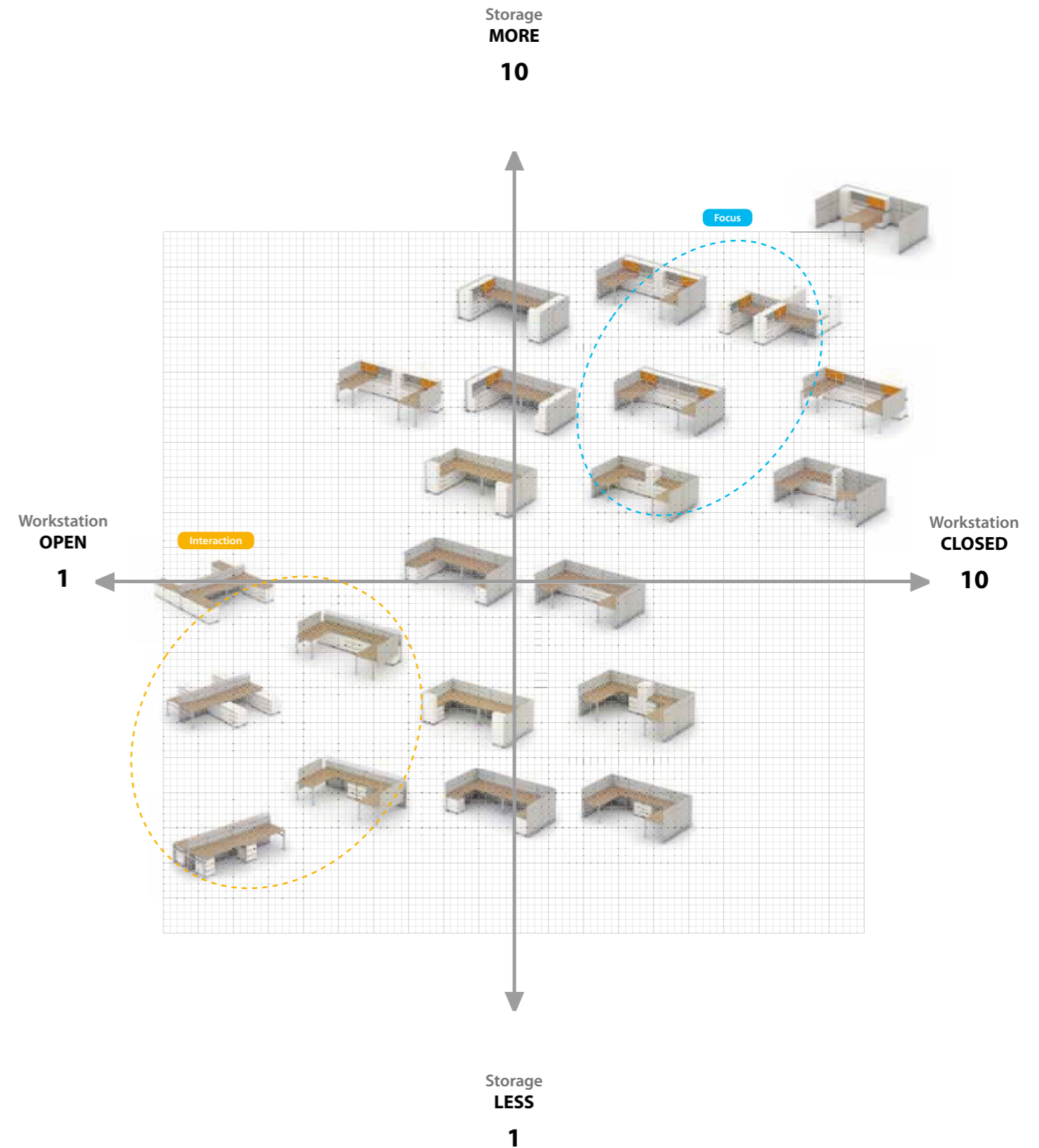
CPU holder is attached to the inside of PC cabinet door for quick access and ease of computer usage. Open ventilation and cable ducts allow for proper storage.

Planning Tip / Layout

Customize the FX-I series to create your own office module

By adding storage units and desk surfaces, the FX-I series allows you to create the perfect office module that is customized to your task requirements. A variety of panel heights and screens also allows you to structure your office layout to achieve the appropriate balance of privacy and office interaction.


Workstation Image Map



Panel Set - Color Code

Tile Color Code

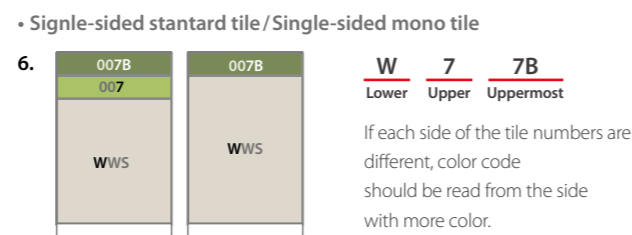
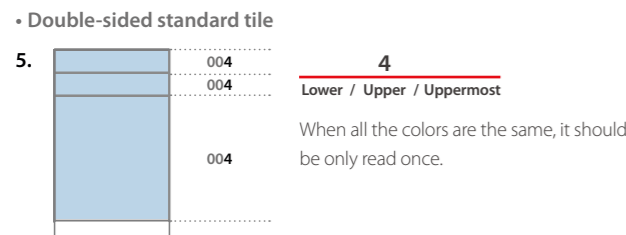
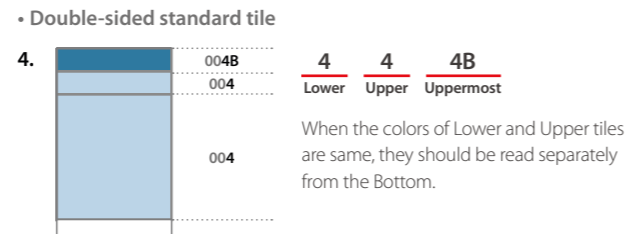
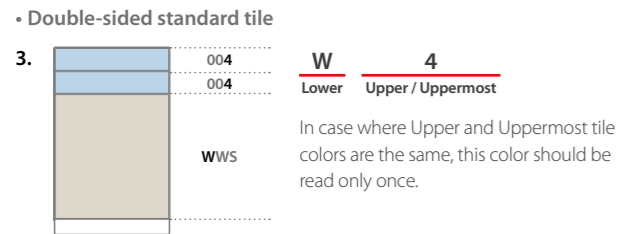
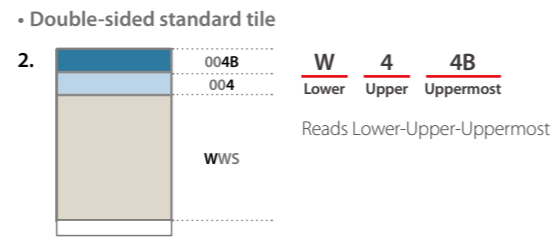
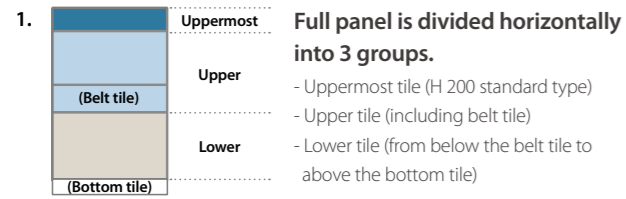
• Fabric




• PCM



Color Set Code Principle




Color composition according to height





Focal Color / Lower tile PCM finish

Lower WWS + Upper 001 (W1XX)

• Tile composition example 1-single-sided mono tile



• Tile composition example 2-single-sided mono tile not used

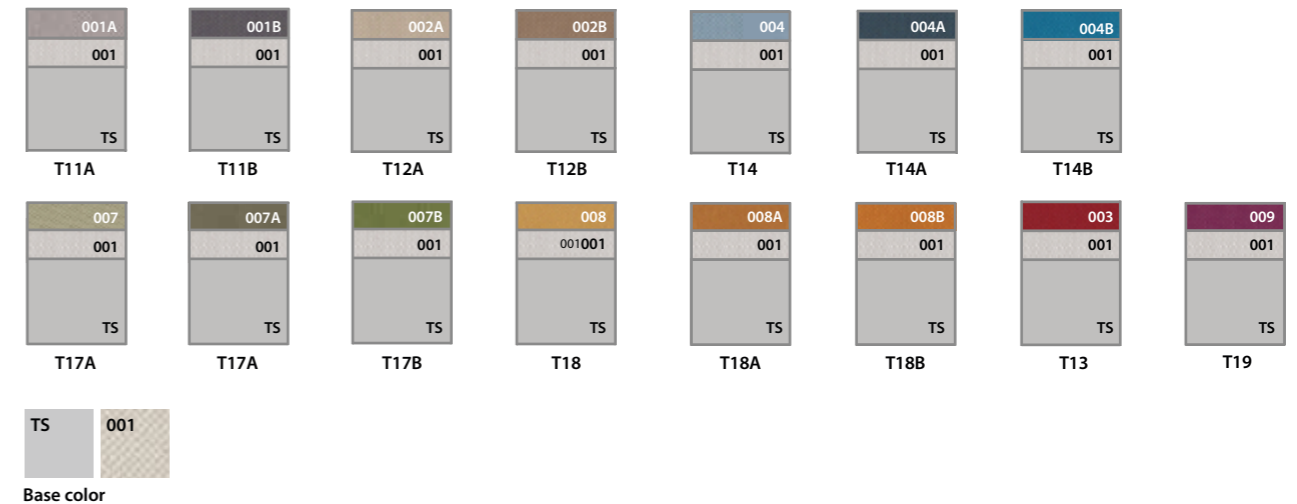


Lower TS + Upper 001 (T1XX)

• Tile composition example 1-single-sided mono tile



• Tile composition example 2-single-sided mono tile not used



Panel Set - Color Code

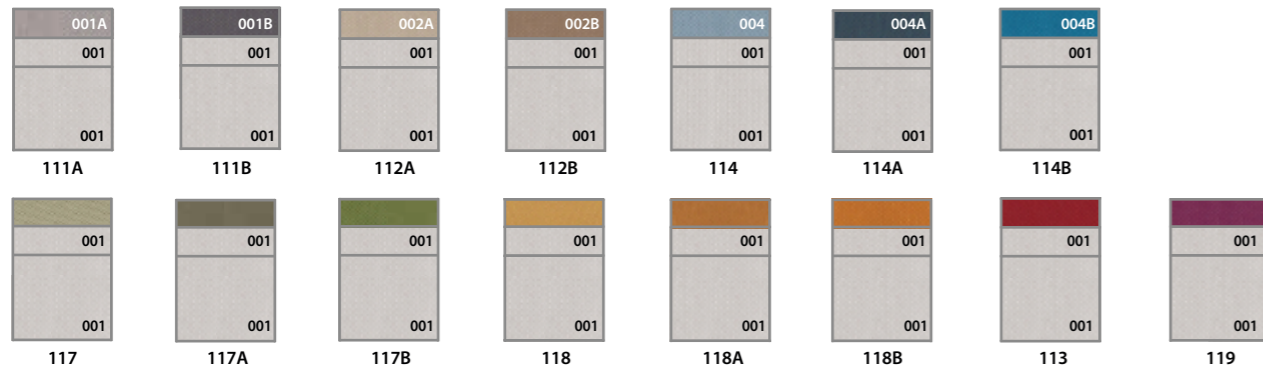

Focal Color / Lower tile fabric finish

Lower 001+ Upper 001 (11XX)

• Tile composition example 1-single-sided mono tile

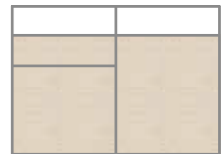


• Tile composition example 2-single-sided mono tile not used

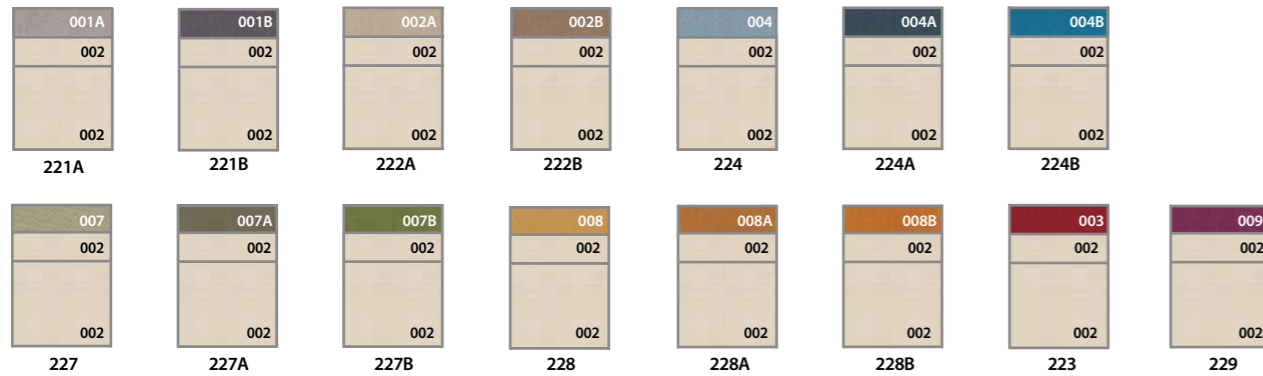



Lower 002+ Upper 002 (22XX)

• Tile composition example 1-single-sided mono tile



• Tile composition example 2-single-sided mono tile not used



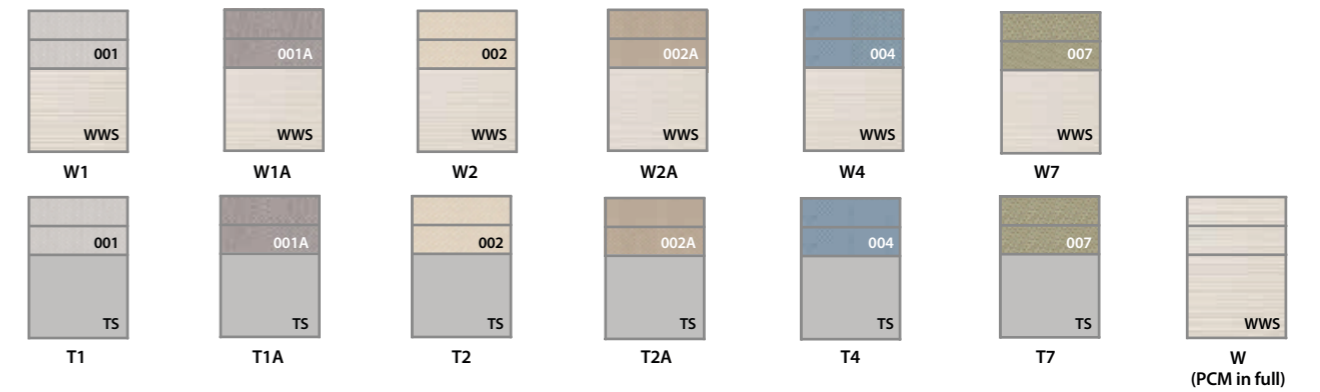
Normal Color / Lower tile PCM finish

Lower WWS (WXX) / Lower TS (TXX)

• Tile composition example 1-single-sided mono tile




• Tile composition example 2-single-sided mono tile not used



Normal Color / Lower tile fabric finish

Lower Fabric + Upper Fabric



Planning Tip - Color

Red purple / Red



Orange / Yellow



Gray



Beige



blue

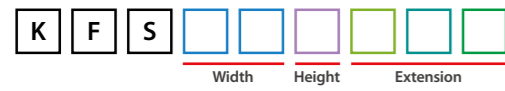


Green



Panel set - Code

Set Code Principle



0	6	W 600mm
0	7	W 700mm
0	8	W 800mm
1	0	W 1000mm
1	2	W 1200mm

0	H 965mm
2	H 1165mm
4	H 1365mm
6	H 1565mm
8	H 1765mm

-	Double-sided belt tile	N	..N:Upper point N/A
W	Double-sided standard tile	WN	
V	Single-sided belt tile / Single-sided standard tile	VN	
R	Double-sided H 800mm mono tile	RN	
U	Double-sided H 1000mm mono tile (above H 1165mm)	UN	
L	Single-sided belt tile / Single-sided H 800mm mono tile	LN	
T	Single-sided belt tile / Single-sided H 1000mm mono tile (above H 1165mm)	TN	
X	Single-sided standard tile / Single-sided H 800mm mono tile		
Y	Single-sided standard tile / Single-sided H 1000mm mono tile (above H 1165mm)		

Only W 1200mm	J	Double-sided cable outlet belt tile 6-hole	JN
Only W 1000 / 1200mm	K	Double-sided cable outlet belt tile 4-hole	KN
W 700mm and up	A	Single-sided cable outlet belt tile 6-hole / Single-sided belt tile	AN
	B	Single-sided cable outlet belt tile 4-hole / Single-sided belt tile	BN
W 700mm and up	VA	Single-sided cable outlet belt tile 6-hole / Single-sided standard tile	VAN
	VB	Single-sided cable outlet belt tile 4-hole / Single-sided standard tile	VBN
W 700mm and up	LA	Single-sided cable outlet belt tile 6-hole / Single-sided H 800mm mono tile	
	LB	Single-sided cable outlet belt tile 4-hole / Single-sided H 800mm mono tile	
W 700mm and up	TA	Single-sided cable outlet belt tile 6-hole / Single-sided H 1000mm mono tile	
	TB	Single-sided cable outlet belt tile 4-hole / Single-sided H 1000mm mono tile	

C	Double-sided accessory tile
D	Single-sided accessory tile
P	Top screen(applicable to H 965mm , H 1165mm panels)

Double-Sided Belt Tile

H : 965mm(39") KFS060 KFS070 KFS080 KFS100 KFS120	H : 1165mm(46") KFS062 KFS072 KFS082 KFS102 KFS122	H : 1365mm(54") KFS064 KFS074 KFS084 KFS104 KFS124	H : 1565mm(62") KFS066 KFS076 KFS086 KFS106 KFS126	H : 1765mm(70") KFS068 KFS078 KFS088 KFS108 KFS128

Double-Sided Standard Tile (_W)

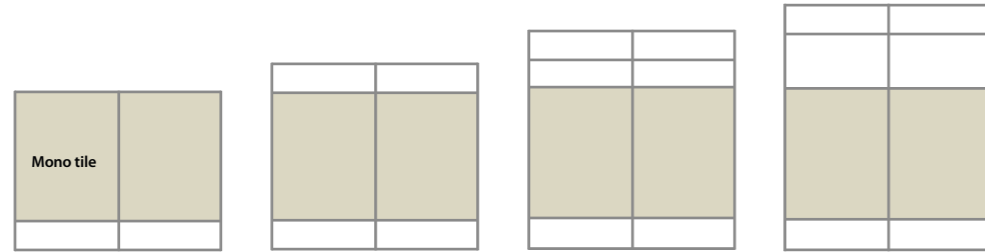
H : 965mm(39") KFS060W KFS070W KFS080W KFS100W KFS120W	H : 1165mm(46") KFS062W KFS072W KFS082W KFS102W KFS122W	H : 1365mm(54") KFS064W KFS074W KFS084W KFS104W KFS124W	H : 1565mm(62") KFS066W KFS076W KFS086W KFS106W KFS126W	H : 1765mm(70") KFS068W KFS078W KFS088W KFS108W KFS128W

Double-sided H 800mm Mono Tile (_R)

H : 965mm(39") KFS060R KFS070R KFS080R KFS100R KFS120R	H : 1165mm(46") KFS062R KFS072R KFS082R KFS102R KFS122R	H : 1365mm(54") KFS064R KFS074R KFS084R KFS104R KFS124R	H : 1565mm(62") KFS066R KFS076R KFS086R KFS106R KFS126R	H : 1765mm(70") KFS068R KFS078R KFS088R KFS108R KFS128R

Panel set - Code

Double-Sided H 1000mm Mono Tile (_U)



H : 1165mm(46")

KFS062U
KFS072U
KFS082U
KFS102U
KFS122U

H : 1365mm(54")

KFS064U
KFS074U
KFS084U
KFS104U
KFS124U

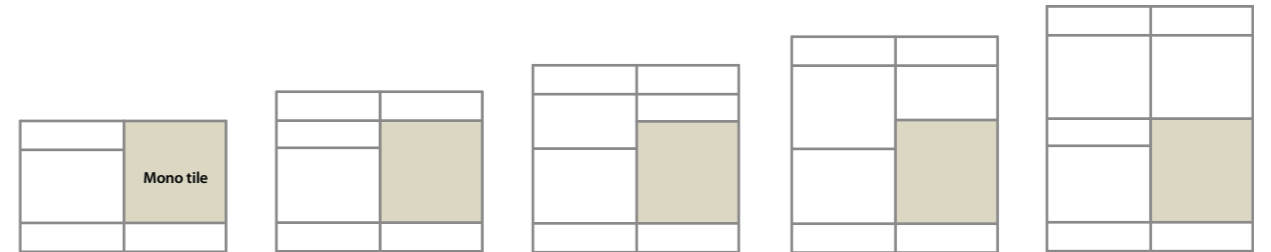
H : 1565mm(62")

KFS066U
KFS076U
KFS086U
KFS106U
KFS126U

H : 1765mm(70")

KFS068U
KFS078U
KFS088U
KFS108U
KFS128U

Single-sided Standard Tile/ Single-sided H 800mm Mono Tile (_X)



H : 965mm(39")

KFS060X
KFS070X
KFS080X
KFS100X
KFS120X

H : 1165mm(46")

KFS062X
KFS072X
KFS082X
KFS102X
KFS122X

H : 1365mm(54")

KFS064X
KFS074X
KFS084X
KFS104X
KFS124X


H : 1565mm(62")

KFS066X
KFS076X
KFS086X
KFS106X
KFS126X

H : 1765mm(70")

KFS068X
KFS078X
KFS088X
KFS108X
KFS128X

Single-sided Belt Tile/ Single-sided H 800mm Mono Tile (_L)



H : 965mm(39")

KFS060L
KFS070L
KFS080L
KFS100L
KFS120L

H : 1165mm(46")

KFS062L
KFS072L
KFS082L
KFS102L
KFS122L

H : 1365mm(54")

KFS064L
KFS074L
KFS084L
KFS104L
KFS124L

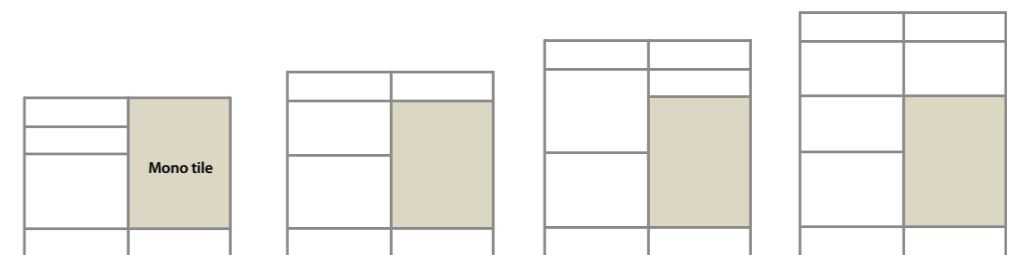
H : 1565mm(62")

KFS066L
KFS076L
KFS086L
KFS106L
KFS126L

H : 1765mm(70")

KFS068L
KFS078L
KFS088L
KFS108L
KFS128L

Single-sided Standard Tile/ Single-sided H 1000mm Mono Tile (_Y)



H : 1165mm(46")

KFS062Y
KFS072Y
KFS082Y
KFS102Y
KFS122Y

H : 1365mm(54")

KFS064Y
KFS074Y
KFS084Y
KFS104Y
KFS124Y

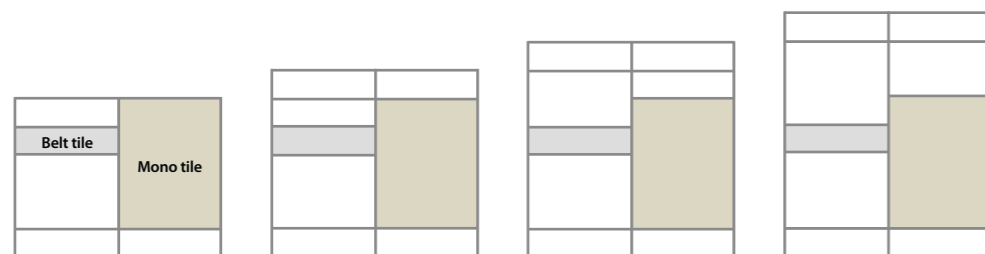
H : 1565mm(62")

KFS066Y
KFS076Y
KFS086Y
KFS106Y
KFS126Y

H : 1765mm(70")

KFS068Y
KFS078Y
KFS088Y
KFS108Y
KFS128Y

Single-sided Belt Tile/ Single-sided H 1000mm Mono Tile (_T)



H : 1165mm(46")

KFS062T
KFS072T
KFS082T
KFS102T
KFS122T

H : 1365mm(54")

KFS064T
KFS074T
KFS084T
KFS104T
KFS124T

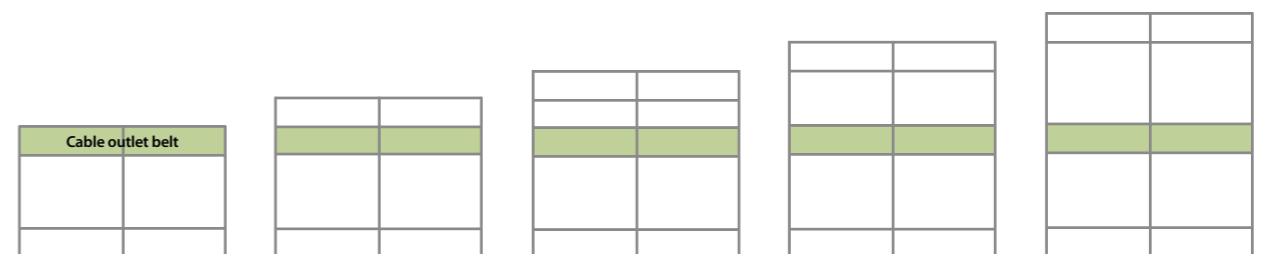
H : 1565mm(62")

KFS066T
KFS076T
KFS086T
KFS106T
KFS126T

H : 1765mm(70")

KFS068T
KFS078T
KFS088T
KFS108T
KFS128T

Double-sided Cable Outlet Belt Tile (6-hole multi tab: _J / 4-hole multi tab: _K)



H : 965mm(39")

KFS100K
KFS120J/K

H : 1165mm(46")

KFS102K
KFS122J/K

H : 1365mm(54")

KFS104K
KFS124J/K

H : 1565mm(62")

KFS106K
KFS126J/K

H : 1765mm(70")

KFS108K
KFS128J/K

Panel set - Code

Single-sided Belt Tile/ Single-sided Cable Outlet Belt Tile (6-hole multitab: _A / 4-hole multi-tab: _B)

H : 965mm(39") KFS060B KFS070A/B KFS080A/B KFS100A/B KFS120A/B	H : 1165mm(46") KFS062B KFS072A/B KFS082A/B KFS102A/B KFS122A/B	H : 1365mm(54") KFS064B KFS074A/B KFS084A/B KFS104A/B KFS124A/B	H : 1565mm(62") KFS066B KFS076A/B KFS086A/B KFS106A/B KFS126A/B	H : 1765mm(70") KFS068B KFS078A/B KFS088A/B KFS108A/B KFS128A/B

Single-sided H 800mm Mono Tile / Single-sided Cable Outlet Belt Tile (6-hole multi tab: _LA / 4-hole multi-tab: _LB)

H : 965mm(39") KFS060LB KFS070LA/LB KFS080LA/LB KFS100LA/LB KFS120LA/LB3	H : 1165mm(46") KFS062LB KFS072LA/LB KFS082LA/LB KFS102LA/LB KFS122LA/LB	H : 1365mm(54") KFS064LB KFS074LA/LB KFS084LA/LB KFS104LA/LB KFS124LA/LB	H : 1565mm(62") KFS066LB KFS076LA/LB KFS086LA/LB KFS106LA/LB KFS126LA/LB	H : 1765mm(70") KFS068LB KFS078LA/LB KFS088LA/LB KFS108LA/LB KFS128LA/LB

Single-sided H 1000mm Mono Tile/ Single-sided Cable Outlet Belt Tile (6-hole multi tab: _TA / 4-hole multi-tab: _TB)

H : 1165mm(46") KFS062TB KFS072TA/TB KFS082TA/TB KFS102TA/TB KFS122TA/TB	H : 1365mm(54") KFS064TB KFS074TA/TB KFS084TA/TB KFS104TA/TB KFS124TA/TB	H : 1565mm(62") KFS066TB KFS076TA/TB KFS086TA/TB KFS106TA/TB KFS126TA/TB	H : 1765mm(70") KFS068TB KFS078TA/TB KFS088TA/TB KFS108TA/TB KFS128TA/TB

Tile Arrangements That Include Accessory Tile (Double-sided accessory tile: _C / Single-sided accessory tile: _D)

* Only applicable to H 1165mm

• Double-sided belt tile	• Double-sided belt / Single-sided H : 800 mono tile	• Double-sided belt / Single-sided H : 1000 mono tile
KFS062C/D KFS072C/D KFS082C/D KFS102C/D KFS122C/D	KFS062LD KFS072LD KFS082LD KFS102LD KFS122LD	KFS062TD KFS072TD KFS082TD KFS102TD KFS122TD

Tile Arrangements That Include Top Screen (_P)

* Top screen apply to all set codes of H 965mm / H 1165mm ordered with [set code_P].
EX) single-sided belt / single-sided mono / top screen-KFS062TDP

• Double-sided belt tile	• Double-sided belt / Single-sided H : 800 mono tile
H : 965mm(39") KFS060P KFS070P KFS080P KFS100P KFS120P	H : 1165mm(46") KFS062P KFS072P KFS082P KFS102P KFS122P
H : 965mm(39") KFS060LP KFS070LP KFS080LP KFS100LP KFS120LP	H : 1165mm(46") KFS062LP KFS072LP KFS082LP KFS102LP KFS122LP

Stand-alone Translucent Panel

H : 1165mm(46") KFS482 KFS402 KFS422	H : 1365mm(54") KFS484 KFS404 KFS424	H : 1565mm(62") KFS486 KFS406 KFS426	H : 1765mm(70") KFS488 KFS408 KFS428

Stackable Panel – Fabric Tile (_S)

H : 1165mm(46") KFS062S KFS072S KFS082S KFS102S KFS122S	H : 1365mm(54") KFS064S KFS074S KFS084S KFS104S KFS124S

Translucent Stackable Panel (Order with single item code)

* Translucent stackable panel cannot be stacked by placing another translucent stackable panel on top.
* If connector is applied, connector for translucent stackable panel must also be ordered separately. (Standard connector + Connector for translucent stackable panel required.)
* Connectors / Finish products to be ordered according to total height including translucent stackable panel.
EX) H : 1165mm + H : 400mm stacked - H : 1565mm connector / Finish product to be ordered.

Layout / according to storage maximization

Basic layout can be augmented with tall storage, top storage, bottom storage and side storage units as required for maximum storage.

*Storage Composition

- A : Pedestal
- B : Bottom cabinet + Combo side cabinet
- C : Bottom cabinet + Combo side cabinet + Top storage unit
- D : Bottom cabinet + Combo side cabinet + Top storage unit + Wardrobe

A

B

C

D

Back to back

1.



"A1"



"B1"



"C1"



"D1"

Back to back

2.



"A2"



"B2"



"C2"



"D2"

Side by side

3.



"A3"



"B3"



"C3"



"D3"

Layout / according to task requirements

Panels and storage units can be arranged in a number of ways to create a customized layout that will maximize the user's work efficiency.

E

for Benchwork



"E1"



"E2"



"E3"



"E4"

F

for Specialized task



"F1"



"F2"



"F3"



"F4"

G

for Manager



"G1"



"G2"



"G3"



"G4"

Item List

* Please note that all dimensions are in millimeters (mm), unless noted otherwise.

Panel-based type panel component

Frame

Panel Frame

- H: 965 39"
- H: 1165 46"
- H: 1365 54"
- H: 1565 62"
- H: 1765 70"



KFS0060N 600 · 965
24" · 39"
KFS0070N 700 · 965
28" · 39"
KFS0080N 800 · 965
32" · 39"
KFS0100N 1000 · 965
40" · 39"
KFS0120N 1200 · 965
48" · 39"



KFS0062N 600 · 1165
24" · 46"
KFS0072N 700 · 1165
28" · 46"
KFS0082N 800 · 1165
32" · 46"
KFS0102N 1000 · 1165
40" · 46"
KFS0122N 1200 · 1165
48" · 46"



KFS0064N 600 · 1365
24" · 54"
KFS0074N 700 · 1365
28" · 54"
KFS0084N 800 · 1365
32" · 54"
KFS0104N 1000 · 1365
40" · 54"
KFS0124N 1200 · 1365
48" · 54"



KFS0066N 600 · 1565
24" · 62"
KFS0076N 700 · 1565
28" · 62"
KFS0086N 800 · 1565
32" · 62"
KFS0106N 1000 · 1565
40" · 62"
KFS0126N 1200 · 1565
48" · 62"



KFS0068N 600 · 1765
24" · 70"
KFS0078N 700 · 1765
28" · 70"
KFS0088N 800 · 1765
32" · 70"
KFS0108N 1000 · 1765
40" · 70"
KFS0128N 1200 · 1765
48" · 70"

Stackable Frame

- H: 200 7¾"
- H: 400 16"



KFS0062S 600 · 200
24" · 7¾"
KFS0072S 700 · 200
28" · 7¾"
KFS0082S 800 · 200
32" · 7¾"
KFS0102S 1000 · 200
40" · 7¾"
KFS0122S 1200 · 200
48" · 7¾"



KFS0064S 600 · 400
24" · 16"
KFS0074S 700 · 400
28" · 16"
KFS0084S 800 · 400
32" · 16"
KFS0104S 1000 · 400
40" · 16"
KFS0124S 1200 · 400
48" · 16"



TS

Tile

Upper Tile

- Standard tile H: 200 7¾"
- Standard tile H: 400 16"
- Standard tile H: 600 24"
- Belt tile H: 200 7¾"
- Cable outlet belt tile H: 200 7¾"



KFS1062 600 · 200
24" · 7¾"
KFS1072 700 · 200
28" · 7¾"
KFS1082 800 · 200
32" · 7¾"
KFS1102 1000 · 200
40" · 7¾"
KFS1122 1200 · 200
48" · 7¾"



KFS1064 600 · 400
24" · 16"
KFS1074 700 · 400
28" · 16"
KFS1084 800 · 400
32" · 16"
KFS1104 1000 · 400
40" · 16"
KFS1124 1200 · 400
48" · 16"



KFS1066 600 · 600
24" · 24"
KFS1076 700 · 600
28" · 24"
KFS1086 800 · 600
32" · 24"
KFS1106 1000 · 600
40" · 24"
KFS1126 1200 · 600
48" · 24"





KFS2062N 600 · 200
24" · 7¾"
KFS2072N 700 · 200
28" · 7¾"
KFS2082N 800 · 200
32" · 7¾"
KFS2102N 1000 · 200
40" · 7¾"
KFS2122N 1200 · 200
48" · 7¾"



KFS2062DBN 600 · 200
24" · 7¾"
KFS2072D(A/B)N 700 · 200
28" · 7¾"
KFS2082D(A/B)N 800 · 200
32" · 7¾"
KFS2102D(A/B)N 1000 · 200
40" · 7¾"
KFS2122D(A/B)N 1200 · 200
48" · 7¾"


* Can be used as uppermost tile.

* A: 6-hole power strip/B: 4-hole power strip modular plate included.



Lower Tile

- Accessory tile H: 200 7¾"
- H: 600 24"



KFS1062A 600 · 200
24" · 7¾"
KFS1072A 700 · 200
28" · 7¾"
KFS1082A 800 · 200
32" · 7¾"
KFS1102A 1000 · 200
40" · 7¾"
KFS1122A 1200 · 200
48" · 7¾"



KFS1066T 600 · 600
24" · 24"
KFS1076T 700 · 600
28" · 24"
KFS1086T 800 · 600
32" · 24"
KFS1106T 1000 · 600
40" · 24"
KFS1126T 1200 · 600
48" · 24"

Mono Tile

- H: 800 32"
- H: 1000 40"





KFS1068M 600 · 800
24" · 32"
KFS1078M 700 · 800
28" · 32"
KFS1088M 800 · 800
32" · 32"
KFS1108M 1000 · 800
40" · 32"
KFS1128M 1200 · 800
48" · 32"



KFS1060M 600 · 1000
24" · 40"
KFS1070M 700 · 1000
28" · 40"
KFS1080M 800 · 1000
32" · 40"
KFS1100M 1000 · 1000
40" · 40"
KFS1120M 1200 · 1000
48" · 40"



TS



Stand-alone Translucent Panel

• H: 1165 46"



KFS482 800 · 66 · 1165
32" · 2½" · 46"
KFS402 1000 · 66 · 1165
40" · 2½" · 46"
KFS422 1200 · 66 · 1165
48" · 2½" · 46"

• H: 1365 54"



KFS484 800 · 66 · 1365
32" · 2½" · 54"
KFS404 1000 · 66 · 1365
40" · 2½" · 54"
KFS424 1200 · 66 · 1365
48" · 2½" · 54"

• H: 1565 62"



KFS486 800 · 66 · 1565
32" · 2½" · 62"
KFS406 1000 · 66 · 1565
40" · 2½" · 62"
KFS426 1200 · 66 · 1565
48" · 2½" · 62"

• H: 1765 70"



KFS488 800 · 66 · 1765
32" · 2½" · 70"
KFS408 1000 · 66 · 1765
40" · 2½" · 70"
KFS428 1200 · 66 · 1765
48" · 2½" · 70"

* Stepped height connectors not applicable to stand-alone translucent panels.
* Stand-alone translucent panels require specific connectors and finish products.



Translucent Stackable Panel

• H: 200 7¾"



KFS1062G 600 · 66 · 200 24" · 2½" · 7¾"
KFS1072G 700 · 66 · 200 28" · 2½" · 7¾"
KFS1082G 800 · 66 · 200 32" · 2½" · 7¾"
KFS1102G 1000 · 66 · 200 40" · 2½" · 7¾"
KFS1122G 1200 · 66 · 200 48" · 2½" · 7¾"

• H: 400 16"



KFS1064G 600 · 66 · 400 24" · 2½" · 16"
KFS1074G 700 · 66 · 400 28" · 2½" · 16"
KFS1084G 800 · 66 · 400 32" · 2½" · 16"
KFS1104G 1000 · 66 · 400 40" · 2½" · 16"
KFS1124G 1200 · 66 · 400 48" · 2½" · 16"

• H: 600 24"



KFS1066G 600 · 66 · 600 24" · 2½" · 24"
KFS1076G 700 · 66 · 600 28" · 2½" · 24"
KFS1086G 800 · 66 · 600 32" · 2½" · 24"
KFS1106G 1000 · 66 · 600 40" · 2½" · 24"
KFS1126G 1200 · 66 · 600 48" · 2½" · 24"


* Stepped height connectors not applicable to translucent stackable panels.
* Additional fitting required if translucent stackable panels are connected at corners.



Top Screen

Bottom Tile

• Bottom tile
H: 130 5"



KFS3061 600 · 130 24" · 5"
KFS3071 700 · 130 28" · 5"
KFS3081 800 · 130 32" · 5"
KFS3101 1000 · 130 40" · 5"
KFS3121 1200 · 130 48" · 5"



(Panel cover included)

KFS7062A 600 · 200 24" · 7¾"
KFS7072A 700 · 200 28" · 7¾"
KFS7082A 800 · 200 32" · 7¾"
KFS7102A 1000 · 200 40" · 7¾"
KFS7122A 1200 · 200 48" · 7¾"

* Bottom tile not included.



Connector / Finish

• L-type Connector



KFS5110 H: 965 39"
KFS5112(G) H: 1165 46"(46")
KFS5114(G) H: 1365 54"(54")
KFS5116(G) H: 1565 62"(62")
KFS5118(G) H: 1765 70"(70")
KFS5100G : Additional fittings for translucent stackable panels.

• T-type Connector



KFS5210 H: 965 39"
KFS5212(G) H: 1165 46"(46")
KFS5214(G) H: 1365 54"(54")
KFS5216(G) H: 1565 62"(62")
KFS5218(G) H: 1765 70"(70")
KFS5200G : Additional fittings for translucent stackable panels.

• X-type Connector



KFS5510 H: 965 39"
KFS5512(G) H: 1165 46"(46")
KFS5514(G) H: 1365 54"(54")
KFS5516(G) H: 1565 62"(62")
KFS5518(G) H: 1765 70"(70")
KFS5500G : Additional fittings for translucent stackable panels.

• V-type Connector



KFS5710 H: 965 39"
KFS5712 H: 1165 46"(46")
KFS5714 H: 1365 54"(54")
KFS5716 H: 1565 62"(62")
KFS5718 H: 1765 70"(70")
KFS5700G : Additional fittings for translucent stackable panels.

• Y-type Connector



KFS5601 H: 965 / 1165 / 1365 39"/46"/54"
KFS5602 H: 1565 / 1765 62"/70"
KFS5610G H: common use
KFS5600G : Additional fittings for translucent stackable panels.

• End Finish



KFS6010 H: 965 39"
KFS6012(G) H: 1165 46"(46")
KFS6014(G) H: 1365 54"(54")
KFS6016(G) H: 1565 62"(62")
KFS6018(G) H: 1765 70"(70")


* Stand-alone translucent panel connection-apply G code.

• T-type stepped height post finish



KFS6402(G) H: 200 7¾"
KFS6404(G) H: 400 16"
KFS6406(G) H: 600 24"
KFS6408 H: 800 32"

• V-type stepped height post finish



KFS6502 H: 200 7¾"
KFS6504 H: 400 16"
KFS6506 H: 600 24"
KFS6508 H: 800 32"

• Stepped height end finish / Stackable end finish



KFS6102(G) H: 200 7¾"
KFS6104(G) H: 400 16"
KFS6106(G) H: 600 24"
KFS6108 H: 800 32"

• Stepped height end finish for counter surface



KFS6102T H: 200 7¾"
KFS6104T H: 400 16"

• End finish for counter surface



KFS6010T
KFS6012T

• Post for stacking surface



• H: 200 7¾"
KFS5102S/G (L-type connection)
KFS5202S/G (T-type connection)
KFS5502S/G (X-type connection)
• H: 400 16"
KFS5104S/G (L-type connection)
KFS5204S/G (T-type connection)
KFS5504S/G (X-type connection)
• H: 600 24"
KFS5106G (L-type connection)
KFS5206G (T-type connection)
KFS5506G (X-type connection)

* For installation of counter surface.

Panel Support



KFS8001(G) 480 · 60 · 15
19" · 2¼" · ½"

* Exclusive support panel for independent translucent panel - use G code.

Wall Fix Bracket



KFS8002 (2 per pack)

* Can be used for translucent panel.


Concent Holder

• Internal type



KAS0200 A/B
* A: 6-hole power strip
B: 4-hole power strip

• External type



KAS0201 A/B
* A: 6-hole power strip
B: 4-hole power strip



hanging component

Rectangle Shape - Hanging desk

- Standard
- Double-sided panel finish
- Single-sided panel finish
- Single-end only panel finish



• H:720mm(29")		• H:720mm(29")		• H:720mm(29")		• H:720mm(29")	
FAT008	800 · 800(785) · 720 32" · 32"(31") · 29"	FAT008P	800 · 800(785) · 720 32" · 32"(31") · 29"	FAT008P L/R	800 · 800(785) · 720 32" · 32"(31") · 29"	FAT008D	800 · 800(785) · 720 32" · 32"(31") · 29"
FAT010	1000 · 800(785) · 720 40" · 32"(31") · 29"	FAT010P	1000 · 800(785) · 720 40" · 32"(31") · 29"	FAT010P L/R	1000 · 800(785) · 720 40" · 32"(31") · 29"	FAT010D	1000 · 800(785) · 720 40" · 32"(31") · 29"
FAT012	1200 · 800(785) · 720 48" · 32"(31") · 29"	FAT012P	1200 · 800(785) · 720 48" · 32"(31") · 29"	FAT012P L/R	1200 · 800(785) · 720 48" · 32"(31") · 29"	FAT012D	1200 · 800(785) · 720 48" · 32"(31") · 29"
FAT014	1400 · 800(785) · 720 56" · 32"(31") · 29"	FAT014P	1400 · 800(785) · 720 56" · 32"(31") · 29"	FAT014P L/R	1400 · 800(785) · 720 56" · 32"(31") · 29"	FAT014D	1400 · 800(785) · 720 56" · 32"(31") · 29"
FAT016	1600 · 800(785) · 720 63" · 32"(31") · 29"	FAT016P	1600 · 800(785) · 720 63" · 32"(31") · 29"	FAT016P L/R	1600 · 800(785) · 720 63" · 32"(31") · 29"	FAT016D	1600 · 800(785) · 720 63" · 32"(31") · 29"
FAT018	1800 · 800(785) · 720 71" · 32"(31") · 29"	FAT018P	1800 · 800(785) · 720 71" · 32"(31") · 29"	FAT018P L/R	1800 · 800(785) · 720 71" · 32"(31") · 29"	FAT018D	1800 · 800(785) · 720 71" · 32"(31") · 29"

• H:745mm(30")		• H:745mm(30")		• H:745mm(30")		• H:745mm(30")	
FAT008H	800 · 800(785) · 745 32" · 32"(31") · 30"	FAT008PH L/R	800 · 800(785) · 745 32" · 32"(31") · 30"	FAT008DH	800 · 800(785) · 745 32" · 32"(31") · 30"	FAT008DH	800 · 800(785) · 745 32" · 32"(31") · 30"
FAT010H	1000 · 800(785) · 745 40" · 32"(31") · 30"	FAT010PH L/R	1000 · 800(785) · 745 40" · 32"(31") · 30"	FAT010DH	1000 · 800(785) · 745 40" · 32"(31") · 30"	FAT010DH	1000 · 800(785) · 745 40" · 32"(31") · 30"
FAT012H	1200 · 800(785) · 745 48" · 32"(31") · 30"	FAT012PH L/R	1200 · 800(785) · 745 48" · 32"(31") · 30"	FAT012DH	1200 · 800(785) · 745 48" · 32"(31") · 30"	FAT012DH	1200 · 800(785) · 745 48" · 32"(31") · 30"
FAT014H	1400 · 800(785) · 745 56" · 32"(31") · 30"	FAT014PH L/R	1400 · 800(785) · 745 56" · 32"(31") · 30"	FAT014DH	1400 · 800(785) · 745 56" · 32"(31") · 30"	FAT014DH	1400 · 800(785) · 745 56" · 32"(31") · 30"
FAT016H	1600 · 800(785) · 745 63" · 32"(31") · 30"	FAT016PH L/R	1600 · 800(785) · 745 63" · 32"(31") · 30"	FAT016DH	1600 · 800(785) · 745 63" · 32"(31") · 30"	FAT016DH	1600 · 800(785) · 745 63" · 32"(31") · 30"
FAT018H	1800 · 800(785) · 745 71" · 32"(31") · 30"	FAT018PH L/R	1800 · 800(785) · 745 71" · 32"(31") · 30"	FAT018DH	1800 · 800(785) · 745 71" · 32"(31") · 30"	FAT018DH	1800 · 800(785) · 745 71" · 32"(31") · 30"


Rectangle Shape - Hanging desk

- Single-sided leg hanging desk – PC cabinet / One person module
- Single-sided leg hanging desk – Cabinet / One person module



• H:720mm(29")		• H:720mm(29")		• H:720mm(29")	
FAT016C L/R	1600(1100) · 800(785) · 720 63"(44") · 32"(31") · 29"	FAT016U L/R	1600(1100) · 800(785) · 720 63"(44") · 32"(31") · 29"	FAT018C L/R	1800(1300) · 800(785) · 720 71"(52") · 32"(31") · 29"
FAT018C L/R	1800(1300) · 800(785) · 720 71"(52") · 32"(31") · 29"	FAT018U L/R	1800(1300) · 800(785) · 720 71"(52") · 32"(31") · 29"		

• H:745mm(30")		• H:745mm(30")	
FAT016CH L/R	1600(1100) · 800(785) · 745 63"(44") · 32"(31") · 30"	FAT016UH L/R	1600(1100) · 800(785) · 745 63"(44") · 32"(31") · 30"
FAT018CH L/R	1800(1300) · 800(785) · 745 71"(52") · 32"(31") · 30"	FAT018UH L/R	1800(1300) · 800(785) · 745 71"(52") · 32"(31") · 30"



Rectangle Shape - Hanging desk

- Single-sided leg hanging desk – PC cabinet / Two person module
- Single-sided leg hanging desk – Cabinet / Two person module



• H:720mm(29")		• H:720mm(29")	
FAT032C	3200 · 800(785) · 720 126" · 32"(31") · 29"	FAT032U	3200 · 800(785) · 720 126" · 32"(31") · 29"
FAT036C	3600 · 800(785) · 720 142" · 32"(31") · 29"	FAT036U	3600 · 800(785) · 720 142" · 32"(31") · 29"

• H:745mm(30")		• H:745mm(30")	
FAT032CH	3200 · 800(785) · 745 126" · 32"(31") · 30"	FAT032UH	3200 · 800(785) · 745 126" · 32"(31") · 30"
FAT036CH	3600 · 800(785) · 745 142" · 32"(31") · 30"	FAT036UH	3600 · 800(785) · 745 142" · 32"(31") · 30"


Rectangle Shape - Connectable hanging desk



• H:720mm(29")		• H:720mm(29")		• H:720mm(29")	
FAT008S	800 · 800(785) · 720 32" · 32"(31") · 29"	FAT008A	800 · 800(785) · 720 32" · 32"(31") · 29"	FAT008E	800 · 800(785) · 720 32" · 32"(31") · 29"
FAT010S	1000 · 800(785) · 720 40" · 32"(31") · 29"	FAT010A	1000 · 800(785) · 720 40" · 32"(31") · 29"	FAT010E	1000 · 800(785) · 720 40" · 32"(31") · 29"
FAT012S	1200 · 800(785) · 720 48" · 32"(31") · 29"	FAT012A	1200 · 800(785) · 720 48" · 32"(31") · 29"	FAT012E	1200 · 800(785) · 720 48" · 32"(31") · 29"
FAT014S	1400 · 800(785) · 720 56" · 32"(31") · 29"	FAT014A	1400 · 800(785) · 720 56" · 32"(31") · 29"	FAT014E	1400 · 800(785) · 720 56" · 32"(31") · 29"
FAT016S	1600 · 800(785) · 720 63" · 32"(31") · 29"	FAT016A	1600 · 800(785) · 720 63" · 32"(31") · 29"	FAT016E	1600 · 800(785) · 720 63" · 32"(31") · 29"
FAT018S	1800 · 800(785) · 720 71" · 32"(31") · 29"	FAT018A	1800 · 800(785) · 720 71" · 32"(31") · 29"	FAT018E	1800 · 800(785) · 720 71" · 32"(31") · 29"

• H:745mm(30")		• H:745mm(30")		• H:745mm(30")	
FAT008SH	800 · 800(785) · 745 32" · 32"(31") · 30"	FAT008AH	800 · 800(785) · 745 32" · 32"(31") · 30"	FAT008EH	800 · 800(785) · 745 32" · 32"(31") · 30"
FAT010SH	1000 · 800(785) · 745 40" · 32"(31") · 30"	FAT010AH	1000 · 800(785) · 745 40" · 32"(31") · 30"	FAT010EH	1000 · 800(785) · 745 40" · 32"(31") · 30"
FAT012SH	1200 · 800(785) · 745 48" · 32"(31") · 30"	FAT012AH	1200 · 800(785) · 745 48" · 32"(31") · 30"	FAT012EH	1200 · 800(785) · 745 48" · 32"(31") · 30"
FAT014SH	1400 · 800(785) · 745 56" · 32"(31") · 30"	FAT014AH	1400 · 800(785) · 745 56" · 32"(31") · 30"	FAT014EH	1400 · 800(785) · 745 56" · 32"(31") · 30"
FAT016SH	1600 · 800(785) · 745 63" · 32"(31") · 30"	FAT016AH	1600 · 800(785) · 745 63" · 32"(31") · 30"	FAT016EH	1600 · 800(785) · 745 63" · 32"(31") · 30"
FAT018SH	1800 · 800(785) · 745 71" · 32"(31") · 30"	FAT018AH	1800 · 800(785) · 745 71" · 32"(31") · 30"	FAT018EH	1800 · 800(785) · 745 71" · 32"(31") · 30"

* layout arranged in order of seating, starting from left to right.
[starter -> (adder) -> ender order]



hanging component

Rectangle Shape - Connectable hanging desk

Starter

- Single-sided panel finish



• H:720mm(29")

FAT008PS	800 · 800(785) · 720 32" · 32"(31") · 29"
FAT010PS	1000 · 800(785) · 720 40" · 32"(31") · 29"
FAT012PS	1200 · 800(785) · 720 48" · 32"(31") · 29"
FAT014PS	1400 · 800(785) · 720 56" · 32"(31") · 29"
FAT016PS	1600 · 800(785) · 720 63" · 32"(31") · 29"
FAT018PS	1800 · 800(785) · 720 71" · 32"(31") · 29"

• H:745mm(30")

FAT008PSH	800 · 800(785) · 745 32" · 32"(31") · 30"
FAT010PSH	1000 · 800(785) · 745 40" · 32"(31") · 30"
FAT012PSH	1200 · 800(785) · 745 48" · 32"(31") · 30"
FAT014PSH	1400 · 800(785) · 745 56" · 32"(31") · 30"
FAT016PSH	1600 · 800(785) · 745 63" · 32"(31") · 30"
FAT018PSH	1800 · 800(785) · 745 71" · 32"(31") · 30"

Ender

- Single-sided panel finish




• H:720mm(29")

FAT008PE	800 · 800(785) · 720 32" · 32"(31") · 29"
FAT010PE	1000 · 800(785) · 720 40" · 32"(31") · 29"
FAT012PE	1200 · 800(785) · 720 48" · 32"(31") · 29"
FAT014PE	1400 · 800(785) · 720 56" · 32"(31") · 29"
FAT016PE	1600 · 800(785) · 720 63" · 32"(31") · 29"
FAT018PE	1800 · 800(785) · 720 71" · 32"(31") · 29"

* layout arranged in order of seating, starting from left to right.
[starter -> (adder) -> ender order]

* layout arranged in order of seating, starting from left to right.
[starter -> (adder) -> ender order]



Wedge Shape - Hanging desk

- Standard



• H:720mm(29")

FAT018W L/R	1800 · 937 / 800(785) · 720 71" · 37" / 32"(31") · 29"
-------------	---

• H:745mm(30")

FAT018WH L/R	1800 · 937 / 800(785) · 745 71" · 37" / 32"(31") · 30"
--------------	---

- Single-sided panel finish



• H:720mm(29")

FAT018WP L/R	1800 · 937 / 800(785) · 720 71" · 37" / 32"(31") · 29"
--------------	---

• H:745mm(30")

FAT018WPH L/R	1800 · 937 / 800(785) · 745 71" · 37" / 32"(31") · 30"
---------------	---

- Single-end only panel finish



• H:720mm(29")

FAT018WD L/R	1800 · 937 / 800(785) · 720 71" · 37" / 32"(31") · 29"
--------------	---

• H:745mm(30")

FAT018WDH L/R	1800 · 937 / 800(785) · 745 71" · 37" / 32"(31") · 30"
---------------	---

- Single-sided leg hanging desk
- PC cabinet / One person module



• H:720mm(29")

FAT018WC L/R	1800(1300) · 937 / 800(785) · 720 71"(52") / 37" · 32"(31") · 29"
--------------	--

• H:745mm(30")

FAT018WCH L/R	1800(1300) · 937 / 800(785) · 745 71"(52") / 37" · 32"(31") · 30"
---------------	--

- Single-sided leg hanging desk
- Cabinet / One person module



• H:720mm(29")

FAT018WU L/R	1800(1300) · 937 / 800(785) · 720 71"(52") / 37" · 32"(31") · 29"
--------------	--

• H:745mm(30")

FAT018WUH L/R	1800(1300) · 937 / 800(785) · 745 71"(52") / 37" · 32"(31") · 30"
---------------	--

- Single-sided leg hanging desk
- PC cabinet / Two person module



• H:720mm(29")

FAT036WU	3600 · 937 / 800(785) · 720 142" · 37" / 32"(31") · 29"
----------	--

• H:745mm(30")

FAT036WUH	3600 · 937 / 800(785) · 745 142" · 37" / 32"(31") · 30"
-----------	--

- Single-sided leg hanging desk
- Cabinet / Two person module




• H:720mm(29")

FAT036WC	3600 · 937 / 800(785) · 720 142" · 37" / 32"(31") · 29"
----------	--

• H:745mm(30")

FAT036WCH	3600 · 937 / 800(785) · 745 142" · 37" / 32"(31") · 30"
-----------	--



Wedge Shape - Connectable Hanging desk

Starter



• H:720mm(29")
FAT018WS L/R 1800 · 937 / 800(785) · 720
71" · 37" / 32"(31") · 29"

• H:745mm(30")
FAT018WSH L/R 1800 · 937 / 800(785) · 745
71" · 37" / 32"(31") · 30"

Adder



• H:720mm(29")
FAT018WA L/R 1800 · 937 / 800(785) · 720
71" · 37" / 32"(31") · 29"

• H:745mm(30")
FAT018WAH L/R 1800 · 937 / 800(785) · 745
71" · 37" / 32"(31") · 30"

Ender



• H:720mm(29")
FAT018WE L/R 1800 · 937 / 800(785) · 720
71" · 37" / 32"(31") · 29"

• H:745mm(30")
FAT018WEH L/R 1800 · 937 / 800(785) · 745
71" · 37" / 32"(31") · 30"

Starter

- Single-sided panel finish



• H:720mm(29")
FAT018WPS 1800 · 937 / 800(785) · 720
71" · 37" / 32"(31") · 29"


• H:745mm(30")
FAT018WPSH 1800 · 937 / 800(785) · 745
71" · 37" / 32"(31") · 30"

Ender

- Single-sided panel finish



• H:720mm(29")
FAT018WPE 1800 · 937 / 800(785) · 720
71" · 37" / 32"(31") · 29"



Hanging Shelf

Shelf

- Hanging shelf



KTS3006 600 · 270 · 400
24" · 10⁵/₈" · 16"
KTS3008 800 · 270 · 400
32" · 10⁵/₈" · 16"
KTS3010 1000 · 270 · 400
40" · 10⁵/₈" · 16"

- Hanging Cabinet



KTS3308 800 · 340 · 400
32" · 13³/₈" · 16"
KTS3310 1000 · 340 · 400
40" · 13³/₈" · 16"

- Lighting for hanging door shelf



KA0901 (for use with 220V)

* Can be installed on the panel when the hanging shelf is less than the panel width.
ex) Panel W1,000 can be installed the hanging shelf in W600, W800, W1,000
* Can be installed on the top tile(H:400).
* Can be installed on the panel in H1365.



Counter Top

Straight Counter Surface

- Connectable type



KTS208 800 · 360 · 18
32" · 14¹/₈" · 5⁸/₈"
KTS210 1000 · 360 · 18
40" · 14¹/₈" · 5⁸/₈"
KTS212 1200 · 360 · 18
48" · 14¹/₈" · 5⁸/₈"
KTS214 1400 · 360 · 18
56" · 14¹/₈" · 5⁸/₈"
KTS216 1600 · 360 · 18
63" · 14¹/₈" · 5⁸/₈"
KTS218 1800 · 360 · 18
71" · 14¹/₈" · 5⁸/₈"
KTS220 2000 · 360 · 18
79" · 14¹/₈" · 5⁸/₈"

- End type



KTS208E 850 · 360 · 18
34" · 14¹/₈" · 5⁸/₈"
KTS210E 1050 · 360 · 18
42" · 14¹/₈" · 5⁸/₈"
KTS212E 1250 · 360 · 18
50" · 14¹/₈" · 5⁸/₈"
KTS214E 1450 · 360 · 18
57" · 14¹/₈" · 5⁸/₈"
KTS216E 1650 · 360 · 18
65" · 14¹/₈" · 5⁸/₈"
KTS218E 1850 · 360 · 18
73" · 14¹/₈" · 5⁸/₈"
KTS220E 2050 · 360 · 18
81" · 14¹/₈" · 5⁸/₈"

L-type Counter Surface

- Connectable type



KTS408 1015 · 1015 · 18
40" · 40" · 5⁸/₈"
KTS480 L/R 1215 · 1015 · 18
48" · 40" · 5⁸/₈"
KTS482 L/R 1415 · 1015 · 18
56" · 40" · 5⁸/₈"
KTS484 L/R 1615 · 1015 · 18
64" · 40" · 5⁸/₈"
KTS486 L/R 1815 · 1015 · 18
72" · 40" · 5⁸/₈"
KTS488 L/R 2015 · 1015 · 18
80" · 40" · 5⁸/₈"

* Width of counter surface : 360 14¹/₈"

- End type (round finish on longer axis)



KTS480EA L/R 1265 · 1015 · 18
50" · 40" · 5⁸/₈"
KTS482EA L/R 1465 · 1015 · 18
58" · 40" · 5⁸/₈"
KTS484EA L/R 1665 · 1015 · 18
66" · 40" · 5⁸/₈"
KTS486EA L/R 1865 · 1015 · 18
74" · 40" · 5⁸/₈"
KTS488EA L/R 2065 · 1015 · 18
82" · 40" · 5⁸/₈"

* Width of counter surface : 360 14¹/₈"

- End type (round finish on shorter axis)



KTS480EB L/R 1215 · 1065 · 18
48" · 42" · 5⁸/₈"
KTS482EB L/R 1415 · 1065 · 18
56" · 42" · 5⁸/₈"
KTS484EB L/R 1615 · 1065 · 18
64" · 42" · 5⁸/₈"
KTS486EB L/R 1815 · 1065 · 18
72" · 42" · 5⁸/₈"
KTS488EB L/R 2015 · 1065 · 18
80" · 42" · 5⁸/₈"

* Width of counter surface : 360 14¹/₈"



Free-standing type desk

Rectangle Shape

- Manager desk - 2,3-story pedestal



• **H:720mm(29")**
FAD018V 1800 · 800(785) · 720
 71" · 32"(31") · 29"
FAD020V 2000 · 800(785) · 720
 79" · 32"(31") · 29"

• **H:745mm(30")**
FAD018VH 1800 · 800(785) · 745
 71" · 32"(31") · 30"
FAD020VH 2000 · 800(785) · 745
 79" · 32"(31") · 30"

- Manager desk - pedestal & cabinet



• **H:720mm(29")**
FAD018UV L/R 1800 · 800(785) · 720
 71" · 32"(31") · 29"
FAD020UV L/R 2000 · 800(785) · 720
 79" · 32"(31") · 29"

• **H:745mm(30")**
FAD018UVH L/R 1800 · 800(785) · 745
 71" · 32"(31") · 30"
FAD020UVH L/R 2000 · 800(785) · 745
 79" · 32"(31") · 30"

- Standard desk



• **H:720mm(29")**
FAD008 800 · 800(785) · 720
 32" · 32"(31") · 29"
FAD010 1000 · 800(785) · 720
 40" · 32"(31") · 29"
FAD012 1200 · 800(785) · 720
 48" · 32"(31") · 29"
FAD014 1400 · 800(785) · 720
 56" · 32"(31") · 29"
FAD016 1600 · 800(785) · 720
 63" · 32"(31") · 29"
FAD018 1800 · 800(785) · 720
 71" · 32"(31") · 29"

• **H:745mm(30")**
FAD008H 800 · 800(785) · 745
 32" · 32"(31") · 30"
FAD010H 1000 · 800(785) · 745
 40" · 32"(31") · 30"
FAD012H 1200 · 800(785) · 745
 48" · 32"(31") · 30"
FAD014H 1400 · 800(785) · 745
 56" · 32"(31") · 30"
FAD016H 1600 · 800(785) · 745
 63" · 32"(31") · 30"
FAD018H 1800 · 800(785) · 745
 71" · 32"(31") · 30"

- Single-sided leg desk - PC cabinet



• **H:720mm(29")**
FAD016C L/R 1600(1100) · 800(785) · 720
 63"(44") · 32"(31") · 29"
FAD018C L/R 1800(1300) · 800(785) · 720
 71"(52") · 32"(31") · 29"

• **H:745mm(30")**
FAD016CH L/R 1600(1100) · 800(785) · 745
 63"(44") · 32"(31") · 30"
FAD018CH L/R 1800(1300) · 800(785) · 745
 71"(52") · 32"(31") · 30"


* No separate lock for PC cabinet and side cabinet.

- Single-sided leg desk - cabinet



• **H:720mm(29")**
FAD016U L/R 1600(1100) · 800(785) · 720
 63"(44") · 32"(31") · 29"
FAD018U L/R 1800(1300) · 800(785) · 720
 71"(52") · 32"(31") · 29"

• **H:745mm(30")**
FAD016UH L/R 1600(1100) · 800(785) · 745
 63"(44") · 32"(31") · 30"
FAD018UH L/R 1800(1300) · 800(785) · 745
 71"(52") · 32"(31") · 30"



Wedge Shape

- Standard desk



• **H:720mm(29")**
FAD018W L/R 1800 · 937/800(785) · 720
 71" · 37"/32"(31") · 29"

• **H:745mm(30")**
FAD018WH L/R 1800 · 937/800(785) · 745
 71" · 37"/32"(31") · 30"

- Single-sided leg desk - PC cabinet



• **H:720mm(29")**
FAD018WC L/R 1800(1300) · 937/800(785) · 720
 71"(52") · 37"/32"(31") · 29"

• **H:745mm(30")**
FAD018WCH L/R 1800(1300) · 937/800(785) · 745
 71"(52") · 37"/32"(31") · 30"

- Single-sided leg desk - cabinet



• **H:720mm(29")**
FAD018WU L/R 1800(1300) · 937/800(785) · 720
 71"(52") · 37"/32"(31") · 29"

• **H:745mm(30")**
FAD018WUH L/R 1800(1300) · 937/800(785) · 745
 71"(52") · 37"/32"(31") · 30"


Round Shape

- Round table



• **H:720mm(29")**
FAR009 Ø900 · 720
 Ø36" · 29"

• **H:745mm(30")**
FAR009H Ø900 · 745
 Ø36" · 30"



Free-standing type


additional desk components

Desk Modesty Panel




FAD008M	580 · 290 · 53(15) 23" · 11 ³ / ₈ " · 2"(1 ¹ / ₂ ")
FAD010M	780 · 290 · 53(15) 31" · 11 ³ / ₈ " · 2"(1 ¹ / ₂ ")
FAD012M	980 · 290 · 53(15) 39" · 11 ³ / ₈ " · 2"(1 ¹ / ₂ ")
FAD014M	1180 · 290 · 53(15) 47" · 11 ³ / ₈ " · 2"(1 ¹ / ₂ ")
FAD016M	1380 · 290 · 53(15) 55" · 11 ³ / ₈ " · 2"(1 ¹ / ₂ ")
FAD018M	1580 · 290 · 53(15) 63" · 11 ³ / ₈ " · 2"(1 ¹ / ₂ ")

* Standard desk : uses same module as desk surface.
* Single-sided leg desk : uses module 400 mm smaller than desk surface.



Desk Screen



· For H720mm(29") Desk

FAF406	600 · 723(407) · 135(25) 24" · 29"(16") · 5 ¹ / ₄ "(7 ³ / ₈ ")
FAF408	800 · 723(407) · 135(25) 32" · 29"(16") · 5 ¹ / ₄ "(7 ³ / ₈ ")
FAF410	1000 · 723(407) · 135(25) 40" · 29"(16") · 5 ¹ / ₄ "(7 ³ / ₈ ")
FAF412	1200 · 723(407) · 135(25) 48" · 29"(16") · 5 ¹ / ₄ "(7 ³ / ₈ ")
FAF414	1400 · 723(407) · 135(25) 56" · 29"(16") · 5 ¹ / ₄ "(7 ³ / ₈ ")

· For H745mm(30") Desk

FAF406H	600 · 723(407) · 135(25) 24" · 29"(16") · 5 ¹ / ₄ "(7 ³ / ₈ ")
FAF408H	800 · 723(407) · 135(25) 32" · 29"(16") · 5 ¹ / ₄ "(7 ³ / ₈ ")
FAF410H	1000 · 723(407) · 135(25) 40" · 29"(16") · 5 ¹ / ₄ "(7 ³ / ₈ ")
FAF412H	1200 · 723(407) · 135(25) 48" · 29"(16") · 5 ¹ / ₄ "(7 ³ / ₈ ")
FAF414H	1400 · 723(407) · 135(25) 56" · 29"(16") · 5 ¹ / ₄ "(7 ³ / ₈ ")

Full Screen



· For H720mm(29") Desk

FAF412F	1120 · 1124(405) · 135(25) 45" · 45"(16") · 5 ¹ / ₄ "(7 ³ / ₈ ")
FAF414F	1320 · 1124(405) · 135(25) 52" · 45"(16") · 5 ¹ / ₄ "(7 ³ / ₈ ")
FAF416F	1520 · 1124(405) · 135(25) 60" · 45"(16") · 5 ¹ / ₄ "(7 ³ / ₈ ")
FAF418F	1720 · 1124(405) · 135(25) 68" · 45"(16") · 5 ¹ / ₄ "(7 ³ / ₈ ")

· For H745mm(30") Desk

FAF412FH	1120 · 1124(405) · 135(25) 45" · 45"(16") · 5 ¹ / ₄ "(7 ³ / ₈ ")
FAF414FH	1320 · 1124(405) · 135(25) 52" · 45"(16") · 5 ¹ / ₄ "(7 ³ / ₈ ")
FAF416FH	1520 · 1124(405) · 135(25) 60" · 45"(16") · 5 ¹ / ₄ "(7 ³ / ₈ ")
FAF418FH	1720 · 1124(405) · 135(25) 68" · 45"(16") · 5 ¹ / ₄ "(7 ³ / ₈ ")

* Desk below W1200 : recommend to use screen 200 mm (7³/₈") smaller.
* Desk above W1400 : recommend to use screen 400 mm (16") smaller.



Personal Storage

Short Depth Fixed Drawers

• 400 · 500 · 630
16" · 20" · 25"



FAP4302N
FAP4303N

Portable Drawers

• 400 · 600 · 630
16" · 24" · 25"



FAP0302
FAP0303

Combo Side Cabinet


• W : 800 · 500 · 630
32" · 20" · 25"

• W : 1000 · 500 · 630
40" · 20" · 25"



FAC182 L/R
FAC183 L/R

FAC102 L/R
FAC103 L/R



Additional Desk Surface



· For H720mm(29") Desk

FAC914	400 · 500 · 90(18) 16" · 20" · 3 ¹ / ₂ "(9 ³ / ₈ ")
FAC916	600 · 500 · 90(18) 24" · 20" · 3 ¹ / ₂ "(9 ³ / ₈ ")
FAC918	800 · 500 · 90(18) 32" · 20" · 3 ¹ / ₂ "(9 ³ / ₈ ")
FAC910	1000 · 500 · 90(18) 40" · 20" · 3 ¹ / ₂ "(9 ³ / ₈ ")

· For H745mm(30") Desk


FAC914H	400 · 500 · 115(18) 16" · 20" · 4 ¹ / ₂ "(11 ³ / ₈ ")
FAC916H	600 · 500 · 115(18) 24" · 20" · 4 ¹ / ₂ "(11 ³ / ₈ ")
FAC918H	800 · 500 · 115(18) 32" · 20" · 4 ¹ / ₂ "(11 ³ / ₈ ")
FAC910H	1000 · 500 · 115(18) 40" · 20" · 4 ¹ / ₂ "(11 ³ / ₈ ")

Seating Pad



FAA1000 380 · 480 · 25
14⁷/₈" · 19" · 7³/₈"

* To be installed on top of fixed drawers / combo side cabinet
* FAC910 unable to be installed on top of fixed drawer



Common item

Personal Storage

Top Storage Unit



R-type


• For H720mm(29") Desk

FAC116T L/R 1585 · 330 · 532(441)
63" · 12⁷/₈" · 21"(18")
FAC118T L/R 1785 · 330 · 532(441)
71" · 12⁷/₈" · 21"(18")

• For H745mm(30") Desk

FAC116TH L/R 1585 · 330 · 532(416)
63" · 12⁷/₈" · 21"(17")
FAC118TH L/R 1785 · 330 · 532(416)
71" · 12⁷/₈" · 21"(17")

* Does not include lock device



Wardrobe

• Single use : 200 · 500 · 1161
7³/₄" · 20" · 46"



R-type

FAC422 L/R

• Two person use : 400 · 500 · 1161
16" · 20" · 46"



FAC442TS

FAC442T

Multi Cabinet

• 400 · 500 · 1161
16" · 20" · 46"



R-type

FAC442B L/R

3-story Cabinet

• 400 · 500 · 1161
16" · 20" · 46"



R-type

FAC442C L/R

* Personal storage unit doors are handleless type. Take notice of the space on left and right when installing against the wall.
* Personal storage units (wardrobe/multi cabinet/3-level cabinet) cannot be connected together for use.

ww

Organizational Tool

Horizontal Wiring

• Cable net



CA3708 500 · 300 · 20" · 11³/₄"
CA3712 860 · 300 · 34" · 11³/₄"
CA3716 1100 · 300 · 44" · 11³/₄"

* W 800 / 1000 Desk → CA3708
* W 1200 / 1400 Desk → CA3712
* W 1600 / 1800 Desk → CA3716
(Small size to be used for single-sided leg desk)

• Horizontal wiring duct



CA3508 W: 603 24"
CA3512 W: 793 32"
CA3516 W: 1178 47"

* Separate order for size customization
(PC cabinet / cabinet / portable drawers
to be considered.)

Vertical Wiring

• Cable clips



FAA0000 (3 per pack)

• Vertical cable access duct



CA3500
H: 825 33"(Maximum length)

Storage Box



CA1104

CA1102 150 · 350 · 130
5⁷/₈" · 13³/₄" · 5"
CA1104 350 · 350 · 130
13³/₄" · 13³/₄" · 5"

BK

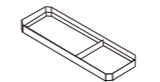
TS

XX

TS

BK

Pen Tray



GA0104 274 · 97 · 28
10³/₄" · 3³/₄" · 1"

Attachable Pen Tray



CA0104 320 · 48 · 130
12¹/₂" · 1⁷/₈" · 5"

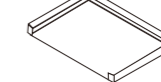
* May be attached to desk or
external desk surface.

Pen Holder



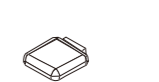
GA0106 70 · 77 · 90
2³/₄" · 3" · 3¹/₂"

A4 Tray



GA0101 320 · 235 · 28
12¹/₂" · 9¹/₄" · 1"

Clip Holder



GA0103 80 · 87 · 21
3¹/₈" · 3³/₈" · 3⁴/₈"

Waste Basket



CA1403 300 · 130 · 270
11³/₄" · 5" · 10⁵/₈"

UG

WH

Power Strip

• Switch not available / Connection possible /
circuit breaker available



4-hole power strip(1+3)
CA3401N L: 3m (Cable length)
CA3402N L: 1m (Cable length)



6-hole power strip(1+5)
CA3301N L: 3m (Cable length)
CA3302N L: 1m (Cable length)

• Switch available / Connection not possible /
circuit breaker available



4-hole power strip(1+3)
CA3401S L: 3m (Cable length)
CA3402S L: 1m (Cable length)



6-hole power strip(1+5)
CA3301S L: 3m (Cable length)
CA3302S L: 1m (Cable length)

• External cable toolkit



2-hole
CAA3102 W: 170 6⁵/₈"
* Attachable clamp type
* L: 3m (Cable length)



4-hole
CAA3114 W: 320 12¹/₂"

DB

TS

• All the products in this catalog are protected by industrial property rights and reproduction is prohibited.
• This catalog has been printed; hence the colors of products shown may differ to actual product colors.
• The details listed in this catalog may change with ongoing research and product development.
• The details and designs in this catalog may not be reproduced in part or in total, without prior agreement from Fursys Co.
• All the products in this catalog are manufactured in metric units. The item specifications can vary slightly,
when converting from mm to inches.

HEAD OFFICE

45 - 1 OGEUM - DONG, SONGPA - GU, SEOUL 138 - 857, KOREA
TEL : 82 - 2 - 443 - 0066. FAX : 82 - 2 - 443 - 3812

SHOWROOM

45 - 3 OGEUM - DONG, SONGPA - GU, SEOUL 138 - 857, KOREA
TEL : 82 - 2 - 406 - 9999. FAX : 82 - 2 - 406 - 6446

www.globalfursys.com

