

Conference System / Conference table

FRX

The FRX series blends straight and curved lines in a minimalist style. The combination type (Curved configuration) allows you to configure your layout freely with a variety of tabletop options. The FRX conference system provides you with exceptional flexibility.



'09 Good
Design
Award



'10 PIN-UP
Design
Award



The gently curved vertical pipes and slim base connect naturally at an oblique angle to project a cubic, modern feel.

The freestanding modules allow free use of the inside space when the modules are configured in an enclosed layout.



The oval-shaped layout and tabletop is aesthetically pleasing and naturally focuses participants' attention during discussions, for enhanced communication.



One leg covers two tabletop units for a simple design that eliminates overlaps for greater efficiency and economy.



Fursys' unique TDC (three-dimensional cell) configuration tightly joins the tabletop with the upper end of the frame.



The drawer chest, projector wagon, and catering wagon all come with handles and casters for easy mobility. The handles feature an aluminum finish and the perpendicular frame is neatly assembled with no bolts visible.



Each unit consists of two sockets and two LAN ports. A clamp facilitates installation and removal for maximum user convenience.



The ducts are a neat and easy way to connect and lay out the necessary wiring to support your conference activities.



The unconventional fabric modesty panels are available in an assortment of colors, and the corners have been rounded off for an enhanced appearance. The fabric is easily removed for cleaning or replacement.



The end modesty panel ensures personal privacy when the conference modules are configured in an Open-ended layout.

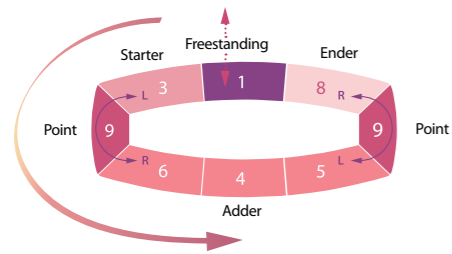
Layout

Combining type / Curved configuration

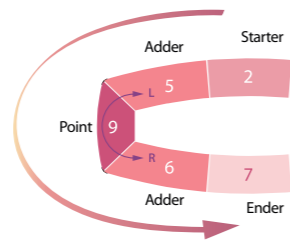
- The dimensions refer to the floor space needed to accommodate each conference system.
- They include a 1,200mm wide access space around the periphery.
- Individual modules may not be used alone; they must be combined together.
- The combined conference system is always laid out in a counterclockwise direction.

Point Module-Curved shape / W: 1785(5'11")

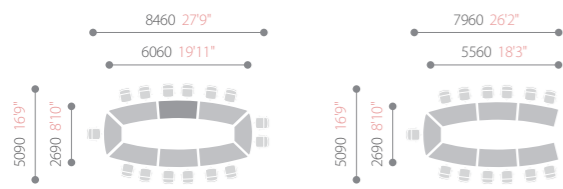
• Enclosed layout



• Open-ended layout

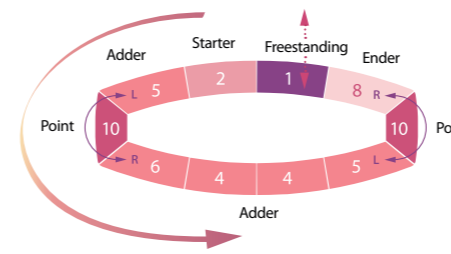


The freestanding module is only used when needed with the enclosed layout.

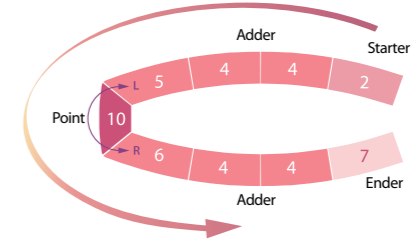


Point Module-Curved shape / W: 785(5'11")

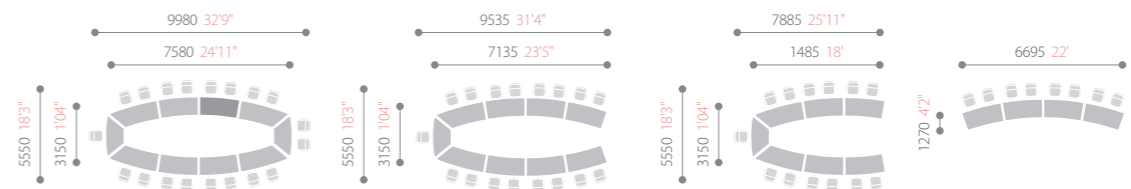
• Enclosed layout



• Open-ended layout



The freestanding module is only used when needed with the enclosed layout.



Freestanding module	Starter	Adder
• Curved shape	• Curved shape	• Curved shape
1. CAR217(H)	2. CAR217S(H)	3. CAR221SL(H)
4. CAR217A(H)	5. CAR221AL(H)	6. CAR221AR(H)

Ender	Point module
• Curved shape	• Curved shape
7. CAR217E(H)	8. CAR221ER(H)
9. CAR218BA(H)	10. CAR217BA(H)

Item List

Combining type / Curved configuration

Freestanding Module

- Curved shape



1 CAR217(H) 1700 · 785 · 720(745)
67" · 31" · 29"(30")

Starter

- Curved shape



2 CAR217S(H) 1700 · 785 · 720(745)
67" · 31" · 29"(30")



3 CAR221SL(H) 2080 · 795 · 720(745)
82" · 31" · 29"(30")

Ender

- Curved shape



7 CAR217E(H) 1700 · 785 · 720(745)
67" · 31" · 29"(30")



8 CAR221ER(H) 2080 · 795 · 720(745)
82" · 32" · 29"(30")

Adder

- Curved shape



4 CAR217A(H) 1700 · 785 · 720(745)
67" · 31" · 29"(30")



5 CAR221AL(H) 2080 · 795 · 720(745)
82" · 32" · 29"(30")



6 CAR221AR(H) 2080 · 795 · 720(745)
82" · 32" · 29"(30")

Point Module



- Curved shape



9 CAR218BA(H) 1785 · 750 · 720(750)
71" · 30" · 29"(30")



10 CAR217BA(H) 1705 · 750 · 720(750)
68" · 30" · 29"(30")



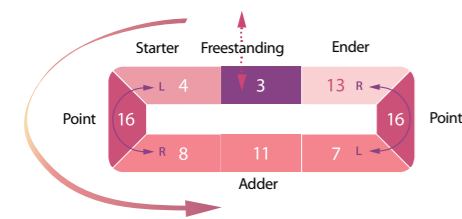
Layout

Combining type / Straight-line configuration

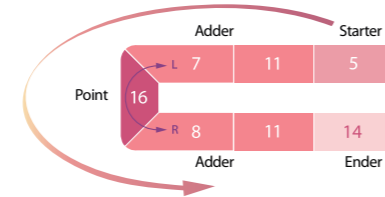
- The dimensions refer to the floor space needed to accommodate each conference system.
- They include a 1,200mm wide access space around the periphery.
- Individual modules may not be used alone; they must be combined together.
- The combined conference system is always laid out in a counterclockwise direction.
- The corner shape module only connects with the rectangular shape module.
- Among the adders, the rectangular shape module may also be used as a point module.

Point Module-Trapezoid shape

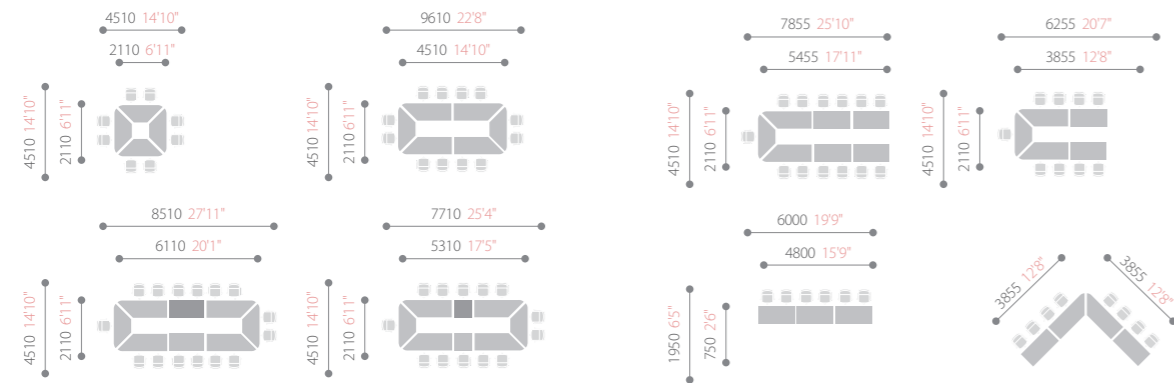
• Enclosed layout



• Open-ended layout



The freestanding module is only used when needed with the enclosed layout.

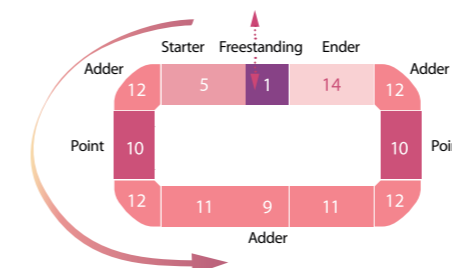


Freestanding module		Starter		Adder	
---------------------	--	---------	--	-------	--

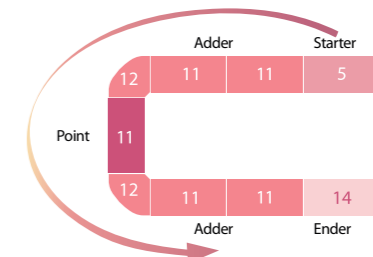
- | | | | | | |
|--|-------------------|---------------------|----------------|-------------------|----------------|
| • Rectangular shape | • Trapezoid shape | • Rectangular shape | • Corner shape | • Trapezoid shape | |
| | | | | | |
| 1. CAR108(H)
2. CAR112(H)
3. CAR116(H) | 4. CAR322SL(H) | 5. CAR116S(H) | 6. CAR590S(H) | 7. CAR322AL(H) | 8. CAR322AR(H) |

Point module-Rectangular shape

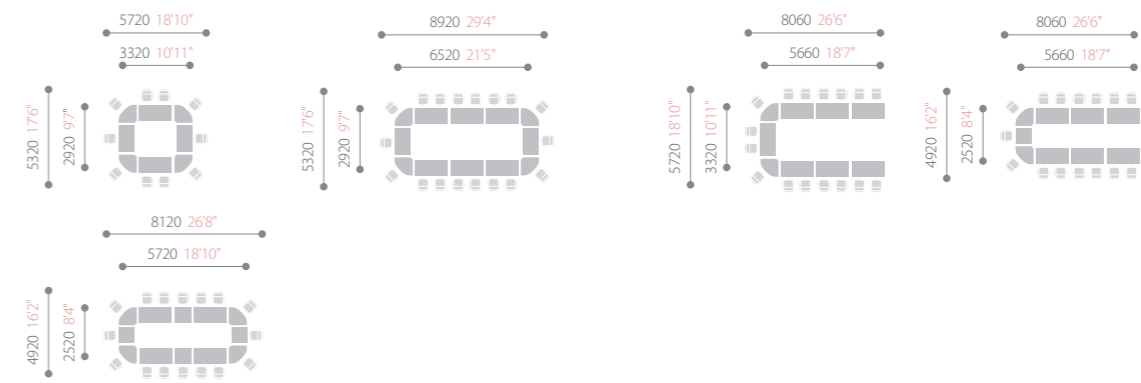
• Enclosed layout



• Open-ended layout



The freestanding module is only used when needed with the enclosed layout.



Adder		Ender			Point module	
-------	--	-------	--	--	--------------	--

- | | | | | | | |
|---|----------------|-------------------|---------------------|----------------|-------------------|---|
| • Rectangular shape | • Corner shape | • Trapezoid shape | • Rectangular shape | • Corner shape | • Trapezoid shape | • Rectangular shape |
| | | | | | | |
| 9. CAR108A(H)
10. CAR112A(H)
11. CAR116A(H) | 12. CAR590A(H) | 13. CAR322ER(H) | 14. CAR116E(H) | 15. CAR590E(H) | 16. CAR319BA(H) | 9. CAR108A(H)
10. CAR112A(H)
11. CAR116A(H) |

Item List

Combining type / Straight - line configuration

Freestanding Module

• Rectangular shape



- 1 CAR108(H) 800 · 750 · 720(745)
32" · 30" · 29"(30")
- 2 CAR112(H) 1200 · 750 · 720(745)
48" · 30" · 29"(30")
- 3 CAR116(H) 1600 · 750 · 720(745)
63" · 30" · 29"(30")

Starter

• Trapezoid shape



- 4 CAR322SL(H) 2165 · 750 · 720(745)
86" · 30" · 29"(30")

• Rectangular shape



- 5 CAR116S(H) 1600 · 750 · 720(745)
63" · 30" · 29"(30")

• Corner shape



- 6 CAR590S(H) 860 · 860 · 720(745)
34" · 34" · 29"(30")

Ender

• Trapezoid shape



- 13 CAR322ER(H) 2165 · 750 · 720(745)
86" · 30" · 29"(30")

• Rectangular shape



- 14 CAR116E(H) 1600 · 750 · 720(745)
63" · 30" · 29"(30")

• Corner shape



- 15 CAR590E(H) 860 · 860 · 720(745)
34" · 34" · 29"(30")

Adder

• Trapezoid shape



- 7 CAR322AL(H) 2165 · 750 · 720(745)
86" · 30" · 29"(30")

• Rectangular shape



- 8 CAR322AR(H) 2165 · 750 · 720(745)
86" · 30" · 29"(30")

• Rectangular shape



- 9 CAR108A(H) 800 · 750 · 720(745)
32" · 30" · 29"(30")

- 10 CAR112A(H) 1200 · 750 · 720(745)
48" · 30" · 29"(30")

- 11 CAR116A(H) 1600 · 750 · 720(745)
63" · 30" · 29"(30")

• Corner shape



- 12 CAR590A(H) 860 · 860 · 720(745)
34" · 34" · 29"(30")

Point Module

• Trapezoid shape



- 16 CAR319BA(H) 1930 · 750 · 720(745)
76" · 30" · 29"(30")



• Rectangular shape



- 9 CAR108A(H) 800 · 750 · 720(745)
32" · 30" · 29"(30")

- 10 CAR112A(H) 1200 · 750 · 720(745)
48" · 30" · 29"(30")

- 11 CAR116A(H) 1600 · 750 · 720(745)
63" · 30" · 29"(30")



Item List

Common item / For combining type

Modesty Panel



Modesty panel

CAR1008M 785 · 380 · 15
31" · 14⁷/₈" · 1/2"
CAR1012M 1185 · 380 · 15
47" · 14⁷/₈" · 1/2"
CAR1016M 1585 · 380 · 15
63" · 14⁷/₈" · 1/2"



Corner modesty panel

CAR1590M 280 · 380 · 15
11" · 14⁷/₈" · 1/2"



End modesty panel

CAR1005EM 500 · 340 · 15
20" · 13³/₈" · 1/2"
CAR1004EM 435 · 340 · 15
(For curved shape) 18" · 13³/₈" · 1/2"

611A 616 617

Common item / For all types

Storage Unit



Drawer chest (3-level)

CAR033 415 · 635 · 785
17" · 26" · 31"



Projector wagon

CAR030P 415 · 635 · 785
17" · 26" · 31"



Catering wagon

CAR030C 415 · 635 · 785
17" · 26" · 31"

WW UM UA BE

Common item / For all types

Accessory



Power strip (2-hole)

• External cable toolkit
CAA3102 W: 170 (6³/₈"

* Cable length : 3m

XX



Power strip (4-hole)

• External cable toolkit
CAA3114 W: 320 (12¹/₂"



Vertical wiring duct

CA3500 H: 825 (33")

TS



Horizontal wiring duct

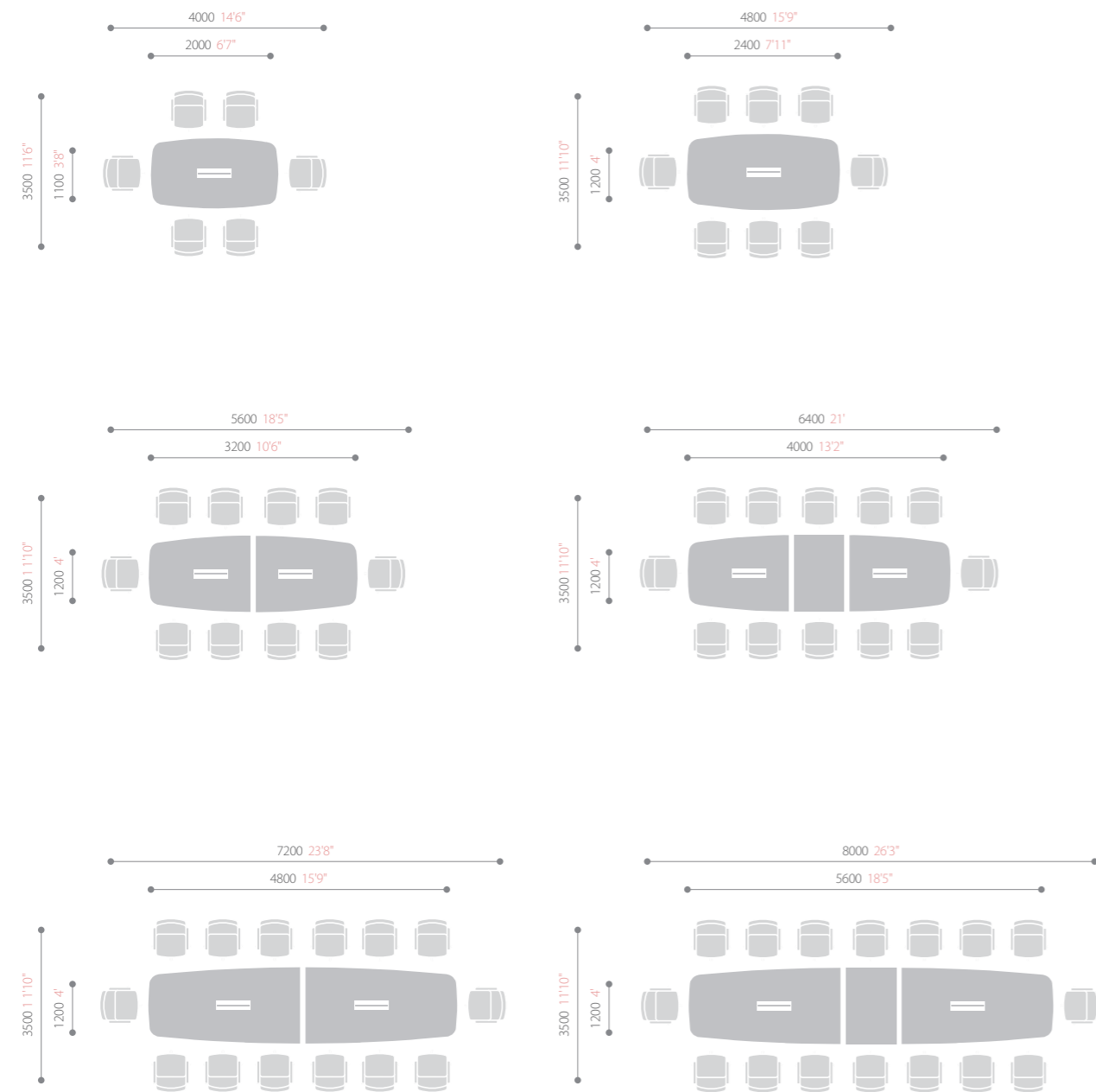
CA3508 W: 603 (24")
CA3512 W: 793 (32")
CA3516 W: 1178 (47")



Layout

Freestanding type

The dimensions refer to the floor space needed to accommodate each conference system. They include a 1,200mm wide access space around the periphery.



Item List

Freestanding type

Table



CAR020(H) 2000 · 1100 · 720(745)
79" · 44" · 29"(30")
* 6-person



CAR024(H) 2400 · 1200 · 720(745)
95" · 48" · 29"(30")
* 8-person



CAR032(H) 3200 · 1200 · 720(745)
126" · 48" · 29"(30")
* 10-person



CAR040(H) 4000 · 1200 · 720(745)
158" · 48" · 29"(30")
* 12-person



CAR048(H) 4800 · 1200 · 720(745)
189" · 48" · 29"(30")
* 14-person



CAR056(H) 5600 · 1200 · 720(745)
221" · 48" · 29"(30")
* 16-person



CAR008C(H) 800 · 1200 · 720(745)
32" · 48" · 29"(30")
* Use when connecting additional pieces.

