





Seating / Task Chairs

ITIS³

Let your body and heart relish the charms of ITIS3. Finished with mesh material, ITIS3 series offers you body-fitting comfort and unique design just like tailor-made suit. The simple profile curves and crisp rectangle frame are essential in creating bright and modern spaces.



Design & Function



Mesh Seat and Backrest

Heat and moisture releasing mesh fabric embraces your body and ensures utmost pleasant feel even over long seating hours. (Padding seat available.)



Dynamic Back Support

The lower part of the independent backrest moves forward and fills all empty spaces between the chair and the body to support your lumbar and disperse overall pressure in the back.



Synchronized Tilt

The seat plate and backrest tilt independently in response to natural body movements. The tilt mechanism allows the most suitable movement for you different postures



Multi Limited Tilt

More advanced than tilt angle locker, this 5-step multi limiter helps control over your maximum levels of tilt angle depending on your preferred working postures.



Two-pivot Angled Headrest

Your neck and shoulder can be supported comfortably in any seating position, thanks to two pivots that allow precise adjustments of the angle and the height of the headrest.



Adjustable Seat Depth

By pulling out the lever under the seat, you may adjust the depth of your seating to fit your thigh size.



Adjustable Armrest, TPU Armpad

The adjustable armrest is height and depth adjustable depending on your physique. The armpad is made of TPU (Thermal Polyurethane), a non-irritating, recyclable material. TPU is also puffy and soft to the touch.



Adjustable Height

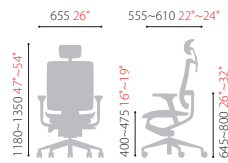
The right-side flat-shaped level below the seating area can be pulled to adjust and minimize the height of the chair to suit your physique.

Item List

ITIS3 series / Mesh Seat & Backrest

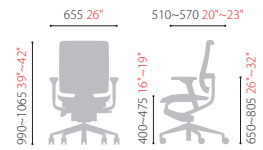
CH4200AHPZ

- Synchronized Tilt
- Multi Limited Tilt
- Easy Tilt Tension Adjustment
- Height Adjustable Pneumatic Cylinder
- Dynamic Back Support
- Adjustable Headrest (Two-pivot)
- Dynamic Back Support
- Adjustable Armrest, TPU Armpad
- Polished Aluminum Armframes and Base
- Adjustable Seat Depth



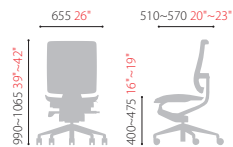
CH4200AZ

- Synchronized Tilt
- Multi Limited Tilt
- Easy Tilt Tension Adjustment
- Height Adjustable Pneumatic Cylinder
- Dynamic Back Support
- Adjustable Armrest, TPU Armpad
- Adjustable Seat Depth



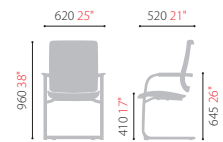
CH4200Z

- Synchronized Tilt
- Multi Limited Tilt
- Easy Tilt Tension Adjustment
- Height Adjustable Pneumatic Cylinder
- Dynamic Back Support
- Adjustable Seat Depth
- Fixed armrest



CH4211Z

- Dynamic Back Support
- Fixed Armrest
- Powder Coated Steel Cantilever Frame



Mesh

