







Seating / Task Chairs

# TN50

---

The beautifully-shaped backrest created with a design motive from the human's well-proportioned build contributes to further ergonomic comfort and stability in your back. With its delightful color, TN50 series fills a new vitality to the space.



# Design & Function



## Mesh Back

The fabric mesh backrest curbs any direction. And have perspiration built on your back by effectively releasing body heat while seated.




## Adjustable Headrest

The headrest minimizes pressures on your neck disks with features of height and angle adjustments giving a support to either your neck area or head depending on the angle you set.



## Synchronized Tilt

The seat plate and backrest tilt independently in response to natural body movements. The tilt mechanism allows the most suitable movement for your different postures.



## Multi Limited Tilt

More advanced than tilt angle locker, this 5 step multi limiter helps you control over your maximum levels of tilt angles depending on your preferred working postures.




## Lumbar Support

The optional lumbar support gives more effective and sophisticated support to your lumbar. By turning each handle for 2 way adjustments of height and depth, you may find its best spot for your lumbar support.



## Adjustable Armrests

The armrests has two types of the fixed and the adjustable. The optional adjustable armrest supports your forearms with 3 dimensional adjustments of height, pivot and depth.



## Highly Elastic Memory Foam Sponge Seat

Dual structure of memory foam and highly elastic sponge which matches up the weight and posture of the users provides comfort seating.



## Base

The base has two material types, plastic and the polished aluminum with powder coating.

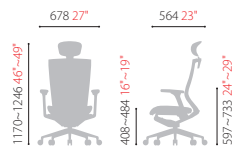


# Item List

## TN50 series

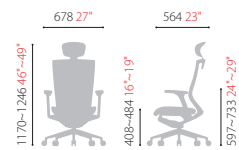
### CHN4300WAHZ

- Synchronized Tilt
- Multi Limited Tilt
- Easy Tilt Tension Adjustment
- Height Adjustable Pneumatic Cylinder
- Adjustable Headrest
- Adjustable Lumbar Support
- Adjustable Armrest
- Nylon Base
- Forward Tilt Mechanism
- Adjustable Seat Depth
- Memory Foam Seat



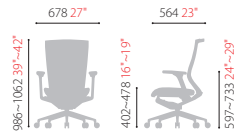
### CHN4300WRAHZ

- Synchronized Tilt
- Multi Limited Tilt
- Easy Tilt Tension Adjustment
- Height Adjustable Pneumatic Cylinder
- Adjustable Headrest
- Adjustable Armrest
- Nylon Base
- Forward Tilt Mechanism
- Adjustable Seat Depth
- Memory Foam Seat



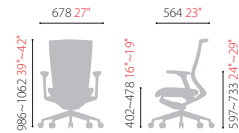
### CHN4300WAZ

- Synchronized Tilt
- Multi Limited Tilt
- Easy Tilt Tension Adjustment
- Height Adjustable Pneumatic Cylinder
- Adjustable Lumbar Support
- Adjustable Armrest
- Forward Tilt Mechanism
- Adjustable Seat Depth
- Memory Foam Seat
- Nylon base



### CHN4300WRAZ

- Synchronized Tilt
- Multi Limited Tilt
- Easy Tilt Tension Adjustment
- Height Adjustable Pneumatic Cylinder
- Adjustable Armrest
- Forward Tilt Mechanism
- Adjustable Seat Depth
- Memory Foam Seat
- Nylon base



### CHN4301WCZ

- General Tilt
- Tilt Locking
- Fixed Armrest
- Height Adjustable Pneumatic Cylinder
- Memory Foam Seat
- Nylon base



### CHN4301WZ

- Fixed Armrest
- Height Adjustable Pneumatic Cylinder
- Memory Foam Seat
- Nylon base



### CH4309QZ

- Seat Cover (Only Fabric)



### CH4309CZ

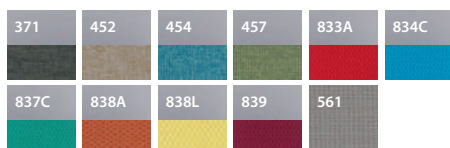
- Hanger (without Headrest Spec.)



### CH4309CHZ

- Hanger (with Headrest Spec.)

#### Mesh & Fabric



Mesh Color

#### Plastic

